



Social Studies Virtual Learning

4th Grade

Branches of Government

April 6, 2020



4th Grade Social Studies

Lesson: 11 April 6, 2020

Learning Target:

Students will learn about the three branches of the federal government and create a diagram.

Background: This is an extension from what students learned in 3rd grade.

- Students learn about the functions of the three branches of government in Missouri in 3rd grade.
- Students learn about the functions of the three branches of government in the federal government 4th grade.

Let's Get Started:

Watch videos and view websites:

1. [Anchor Lesson](#)
2. [Brainpop-Branches of Government](#)
3. [Study the diagram of the branches](#)

Practice #1

Learn about the differences between federal and state governments. Talk with someone at home how difficult it would be if every state got to design and use their own type of money (currency).

Federal vs state website

Think about it...

- Could we survive as a country if every state had their own money?

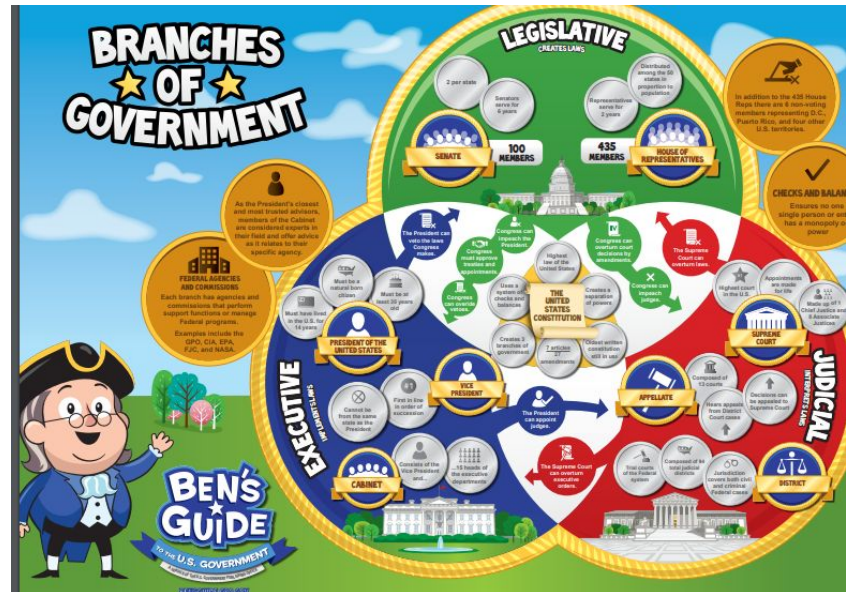
Practice #2

Review the branches of government on the following website. When you look at a venn diagram, remember the parts of the circle that overlap mean they have those things in common.

Venn diagram website

Think about it...

- Take notes over anything you find interesting.



Practice #3

Use this website if you get stuck on a question.

<https://www.trumanlibrary.gov/education/three-branches/three-branches-of-government>

FILL IN THE BLANKS IN THE SENTENCES BELOW

1. What are the 3 branches of our government? _____, _____, _____.
2. The _____ Branch of our government makes the laws.
3. The _____ Branch of our government enforces our laws.
4. What are the two parts of our Congress? _____ and _____.
5. There are _____ senators.
6. The _____ is elected by eligible United States citizens who vote and by the Electoral College system.
7. _____ and _____ are elected by voters in their states.
8. _____ study laws to see if they are correct according to the Constitution.
9. Where do the major branches of our federal government meet and work?

10. The _____ is the leader of the Executive Branch of our government.

Think about it...

- See how many questions you can answer!
















<https://www.trumanlibrary.gov/education/three-branches/three-branches-of-our-government-questions>

Practice on your own:

Use what you've learned about the 3 branches of government to play the following game. Drag the responsibilities over to the branch they fit the best. Don't forget to look back at resources if you get stuck.

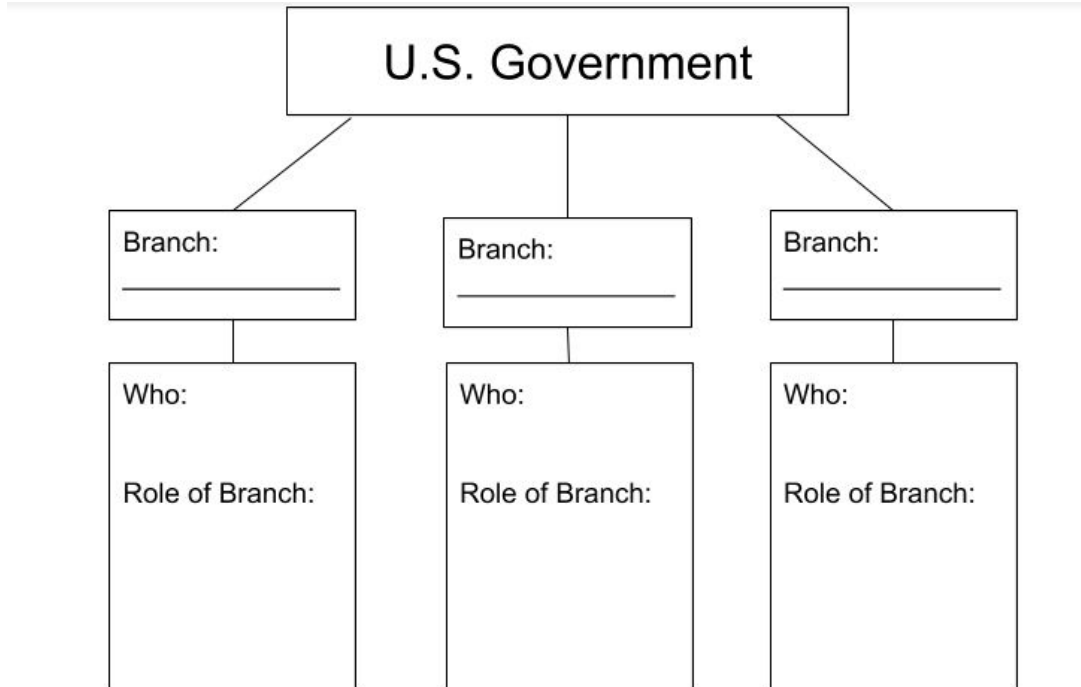
Game

1. Press the white arrow to play.
2. Drag the words at the bottom to the blank spots.
3. Make sure the words you choose make sense in the sentence.

EXECUTIVE PRESIDENT • VICE PRESIDENT • CABINET	LEGISLATIVE SENATE • HOUSE OF REPRESENTATIVES	JUDICIAL SUPREME COURT • COURT OF APPEALS DISTRICT COURTS
<p>"Power of the purse" </p> <p> Crafts bills</p> <p>Interprets laws </p> <p> Enforces laws</p>	<p> Decides if laws are constitutional</p> <p>Vetoes bills </p> <p> Directs military</p> <p>Decides court cases </p>	<p> Can impeach President</p> <p>Makes foreign policy </p> <p> Approves bills</p> <p>Declares war </p> <p> Settles cases between 2 or more states</p> <p>Overturns vetoes to pass bills </p> <p> Approves & rejects Pres' appointments</p>

Practice

Fill in the 3 different branch names in the diagram in your packet.



Click here to open worksheet.



Self Check: Go tell someone in your home your answers.

1. Was this lesson?

easy

just right

hard

2. Talk to someone at home about which branch you would want to be a part of.