



ELA Virtual Learning

7th Grade ELA

April 24, 2020



7th Grade ELA
Lesson: April 24, 2020

Objective/Learning Target:

- I can identify pronouns and pronoun types.



7th Grade ELA

Lesson: April 24, 2020


Essential Question:

What is a pronoun and how can I identify them in a text?

Warm-Up:

Review: Pronouns take the place of nouns to name persons, places, things, or ideas.


On a sheet of notebook paper or on a google doc, watch the Schoolhouse Rock [video](#) and the Flocabulary [video](#) and list THREE takeaways about pronouns. These could be things that jogged your memory or new learning.



Learn

PRONOUN

A noun in disguise!



Remember, a pronoun takes the place of a noun.

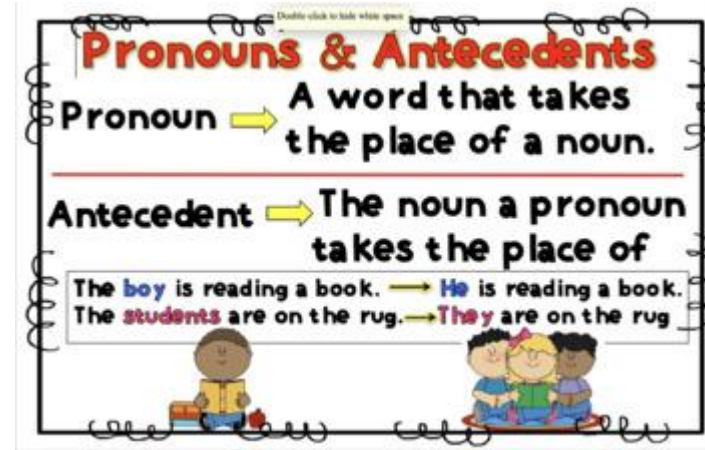
An antecedent is the noun that the pronoun replaces.

boy → he

Paper → it

friends → they

You try:
Girl → _____



Learn

There are many different types of pronouns. Some are:

- **PERSONAL PRONOUNS** is a short word we use as a simple substitute for the proper name of a person:

I, me, you, he, him, she, her, it, we, us, they, them

- **POSSESSIVE PERSONAL PRONOUNS** replace a noun and show ownership:

my, mine, your, yours, his, her, hers, its, our, ours, their, theirs

- Remember: There are no apostrophes used with possessive personal pronouns. It's stands for the contraction that represents "It is" or "It has." It's is **NEVER** possessive.

Pronouns		
A pronoun is a word that takes the place of the common or proper noun.		
he	I	ours
him	me	this
his	my	that
she	mine	these
her	they	those
hers	their	all
it	them	any
its	theirs	both
you	we	each
your	us	some
yours	our	many
who	both	other
whom	all	others
whose	what	both


Practice

- Number a sheet of lined paper from 1 to 25.
- Read the “Play Ball” worksheet text.
- Identify the noun (person, place, or thing) to which each of the story’s underlined pronouns refers.
 - Example: 1- refers to Bobby, Angela
And Cindy



Additional Practice

- Go to Lesson Tutor and complete the [pronoun identification worksheet](#) by Elaine Ernst Schneider.



We

Practice Answer Key:

“Play Ball” Worksheet Answer Key:

1. *They* refers to Bobby, Angela, and Cindy
2. *I* refers to Cindy
3. *They* refers to the team (the Tigers)
4. *it* refers to the game
5. *me* refers to Cindy
6. *I* refers to Angela
7. *us* refers to Bobby, Angela, and Cindy
8. *she* refers to Angela
9. *they* refers to the players
10. *They* refers to the kids (Bobby, Angela, and Cindy)
11. *he* refers to the Broncos' pitcher
12. *It* refers to the pitch
13. *his* refers to the umpire
14. *one* refers to the pitch

Practice Answer Key:

“Play Ball” Worksheet Answer Key:

15. *his* refers to the batter
16. *them* refers to the batters
17. *I’m* refers to Bobby
18. *it* refers to the game
19. *His* refers to Bobby
20. *They* refers to Bobby, Angela, and Cindy
21. *they* refers to the team (the Tigers)
22. *That* refers to the loss/the losing streak
23. *their* refers to the team
24. *they* refers to Bobby, Angela, and Cindy
25. *their* refers to Bobby, Angela, and Cindy

- *The Lesson Tutor pronoun practice [key](#).*

Additional Resources

- Go to The Learning Network and complete the [Scrutinizing Stand-Ins: Working With Nouns and Pronouns](#) practice.

