



ELA Virtual Learning

7th Grade ELA

May 15, 2020



7th ELA

Lesson: May 15, 2020

Objective/Learning Target:

I can: Conduct research and gather relevant sources, print and digital; integrate information using a standard citation system.

Gather relevant information from multiple print and digital sources, using search terms effectively; assess the credibility and accuracy of each source; and quote or paraphrase the data and conclusions of others while avoiding plagiarism and following a standard format for citation.

7th Grade ELA

Essential Question: What is plagiarism and why do I need to make sure I give credit to cited sources?



Warm Up:

In 1990 rapper Vanilla Ice was sued by Queen and David Bowie for stealing the bass line of their song “Under Pressure” and using it in his rap song “Ice Ice Baby”. “Under Pressure” was written in 1981 and released in 1982. “Ice Ice Baby” was released in 1990.

[Click here](#) to listen to the MUSIC ONLY of “Ice Ice Baby”.

[Click here](#) to listen to the MUSIC ONLY of “Under Pressure”.

What do you think? Did Vanilla Ice steal their bass line?



Warm Up Continued


So what happened? Vanilla Ice avoided the lawsuits by David Bowie and Queen by buying the rights to “Under Pressure”. This cost him around \$4 million dollars - quite a bit less than a lawsuit.

For years Vanilla Ice denied copying the bass line, but in a July, 2017 interview with Dan Patrick, he admitted to copying.

This is also known as **PLAGIARISM**. Plagiarism is the practice of taking someone else's work or ideas and passing them off as one's own.

Today we will be learning how to avoid plagiarism in our writing.

Learn: What is plagiarism?



Plagiarism:
the act of presenting another's
work or ideas as your own.



Plagiarism



No credit given
"Stealing of published
material"
Small modifications made



Unawareness of the phenomenon:

A student may just not realize that copying someone's original words or data is not the way to appraise the author but the wrongful act of stealing.



Intentional dishonesty:

Students must be aware that this is easily detectable and always lead to serious troubles.



Absence of time:

Students must resist the temptation to copy someone else's work as even poor writing and analysis done in a hurry are much better than simply copy-pasting the text found elsewhere.



Lack of skills:

Acknowledging the sources, as well as proper paraphrasing and other specific skills, are the inseparable aspects of academic writing that can be easily improved via reading guides and constant practice.

Other ways students can plagiarize work:

PLAGIARISM: PRACTICES

- ❑ **The activities listed below are examples of plagiarism. Note that they are not a comprehensive list of plagiarism practices.**
- **Use exact phrases/sentences/paragraphs from other sources, including books and the Internet, without providing credit to their owners.**
- **Use someone else's ideas without acknowledging them.**
- **Copy and paste exact phrases/sentences/paragraphs from your previous work into your new work.**
- **Use your assignment submitted to a previous teacher to submit to another teacher.**
- **Use someone else's assignment by changing their name to your name.**
- **Copy and paste someone else's Power Point slides into your Power Point.**
- **Ask someone else to write an assignment for you.**

Practice: Read the examples below. Note the original (green) and the plagiarized (pink).

① NOT PLAGIARIZED

“... inaction in the face of cheating leads to even higher levels of cheating ...”

McCabe, D.L. 2005. Cheating among college and university students: a North American perspective. *Inter J Educ Integrity* 1:1-11.

② PLAGIARIZED (no quotation marks)

Inaction in the face of cheating leads to even higher levels of cheating.

McCabe, D.L. 2005. Cheating among college and university students: a North American perspective. *Inter J Educ Integrity* 1:1-11.

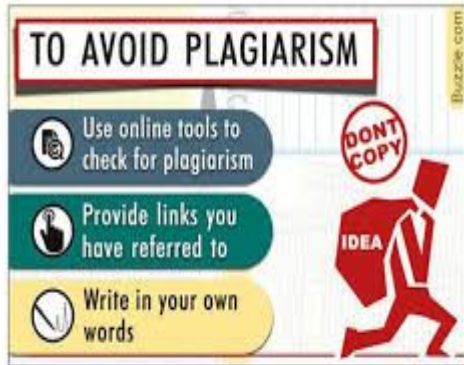
③ PLAGIARIZED (no quotation marks, no source)

Inaction in the face of cheating leads to even higher levels of cheating.

④ PLAGIARIZED (rephrased but no source)

Students tend to plagiarize more when they realize professors are willfully blinding themselves to issue.

Practice Slide 2:



HOW CAN YOU AVOID PLAGIARISM?

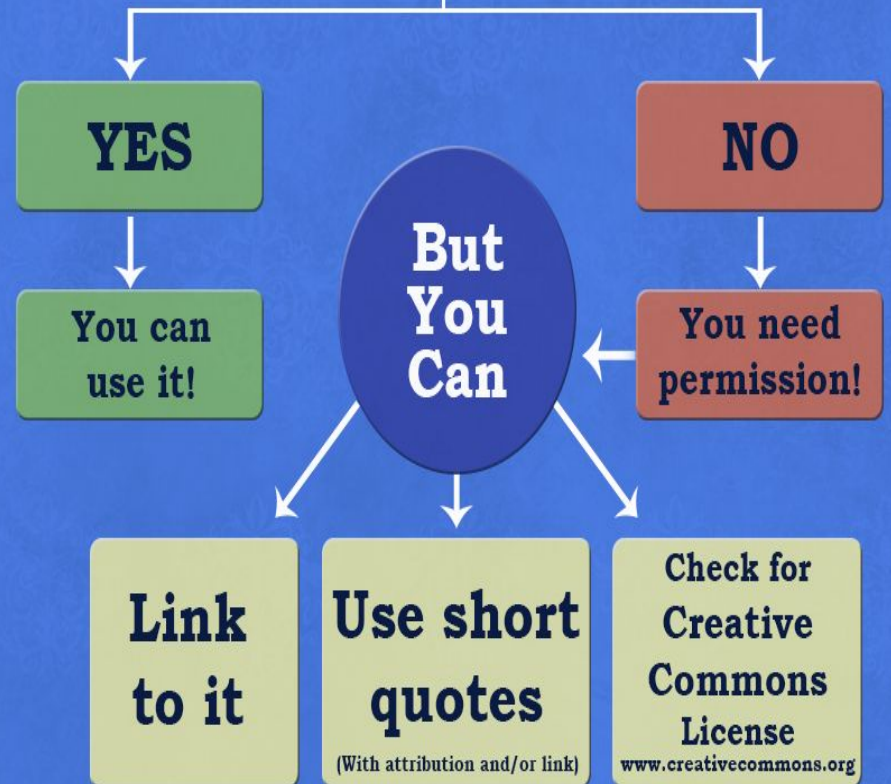
- **Quite simply - cite your sources!**
 - Document where you got your information from using in-text citations and a bibliography.
- **Quote, paraphrase and summarize!**
 - Quote - use exact text, verbatim, from the source.
 - Paraphrase - provide a detailed restatement of a single main idea using your own words.
 - Summarize - include the main idea of a source using your own words.

Practice (Slide 3):



Did YOU create it?

(Are you the artist, author, photographer, or musician?)



If you find yourself using mental gymnastics to justify it. STOP. Don't use it.

Practice (Slide 4)

[Click here](#) to read an article with 10 tips on avoiding plagiarism in your writing. On a piece of paper or google doc, write **AT LEAST THREE WAYS** you can use this information in **ALL** of your classes, not just ELA.

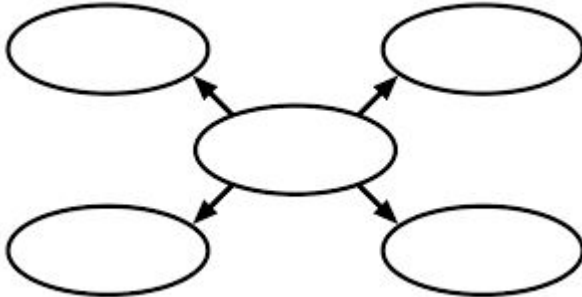
As you read, fill in a graphic organizer to help with your response.

Name: _____ Date: _____

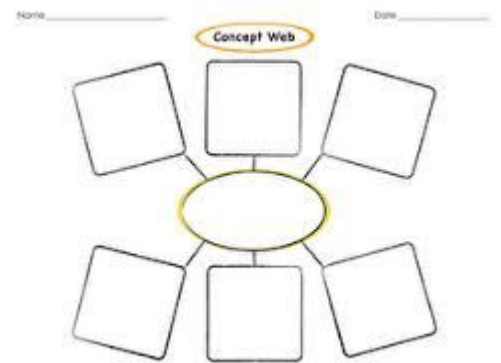
Main Idea and Details

Main Idea:

Detail: Detail: Detail:

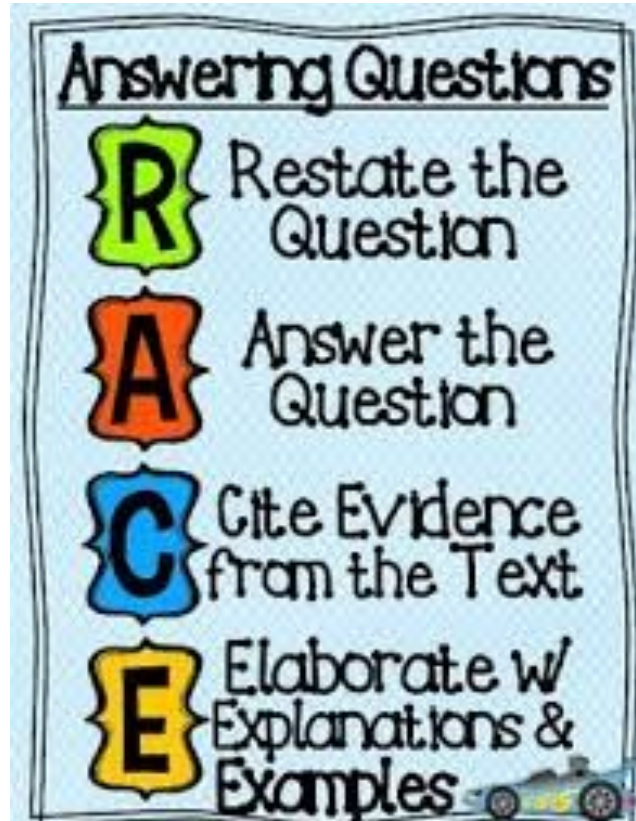


Created by Super Teacher Worksheets for iSpottoo Animations



Learn (continued):

- Use the RACE strategy to write your answer to questions asking you to make an inference:



Practice Answer Key

(Answers will Vary)

- Check your answers to make sure it meets the following criteria:
 - Did you write in complete sentences?
 - Did you use standard conventions (spelling, punctuation, grammar)?
 - Did you answer the question?
 - Did you support and explain your answer using details from the article

Sample Proficient Answer:

- 1.) According to Zoe Nixon’s article “10 Tips for Students: How to Avoid Plagiarism in Your Writing”, three ways I can avoid plagiarising in my writing are: citing correctly, quoting, and using a plagiarism checker. If I give the author credit, make sure I quote the work as it appears, and double check my work, I will most likely avoid copying someone else’s work and will not be guilty of plagiarism.
- 2.) Zoe Nixon wrote an article titled “10 Tips for Students: How to Avoid Plagiarism in Your Writing”. Three tips I can use are: citing correctly, creating a reference page, and asking my teacher to check my work. Teachers often have other resources available to them to review student’s work. If I cite my sources correctly, create a reference page, and ask my teacher to double check my work, I can avoid receiving a failing grade or worse punishments for plagiarism.

If you would like to learn more:

[Click here](#) for more ways to avoid plagiarism in writing research papers.

[Click here](#) for a Schmoop video on how to avoid plagiarism in your writing.



If you would like to learn more

[Click here](#) to learn about a \$7.3 million dollar lawsuit Pharrell Williams and Robin Thicke lost to Marvin Gaye over the song, “Blurred Lines”.

