



ELL Virtual Learning

9th - 12th Newcomer English

Tuesday, May 19, 2020



Lesson: Tuesday, May 19, 2020

Objectives:

1. Students will practice Speaking by repeating vocabulary and/or phrases spoken by the teacher.
2. Students will practice Listening while watching and listening to the video of the class lesson.
3. Students will demonstrate their ability to Read in English by following along with the teacher as she covers a page from the textbook and/or workbook.
4. Students will show their understanding of written English when they practice Writing out their work at home on separate sheet of paper.

Objetivos:



1. Estudiantes van a practicar Oratoria por repetir vocabulario y/o frases hablado por la maestra.
2. Estudiantes van a practicar la Oida cuando mirando y escuchando al video de la lección de clase.
3. Estudiantes van a demostrar su capacidad para Leer en inglés cuando están siguiendo la maestra mientras la forra de la página del texto.
4. Estudiantes van a mostrar su conocimiento del inglés escrito mientras practicando su Escrito en papel a la casa.





Newcomer English

Presented to you by

Mrs. Lamas

martes el 19 de mayo



Video

Open the link below. Listen, Repeat, and Answer.

Abre el enlace debajo. Escucha, Repite y Responde

Video





1. Each day you will have a video to watch.
2. The video will have a picture from our book.
3. You will hear my voice giving you directions to repeat and answer questions.
4. Some days, I will show you a workbook activity for us to do together.
5. There will also be links to vocabulary activities.



1. Cada día vas a mirar un video.
2. El video va a tener una foto de nuestro libro.
3. Tú vas a escuchar mi voz dando a ti direcciones para repetir y contestar preguntas.
4. Algunos días, voy a mostrar una página del libro de trabajo con actividades que nosotros vamos a hacer juntos.
5. También, va a estar enlaces para hacer actividades de vocabulario por el Internet.



Warm-Up/Calentamiento

High Frequency Words 51- 100

[Watch the video from last Friday](#)

Take out paper, fold hamburger style and cut in half. Take both pieces of paper and fold again in hamburger style and cut in half. Again fold all the pieces of paper and fold hamburger style and cut in half.

You may have to do this to another paper so you have 50 squares all together.

Now, write each of the 50 words on its own piece of paper.

I will show you how to group these words into categories. You will also need to have extra pieces of empty squares to use to make sentences.

Also, open up this [Quizlet Link](#) to work with the Flashcards and Spell activity.

Use your cards to make sentences. You may have to make extra cards for words to make a complete sentence.



New Vocabulary

Hair

Face

Eyebrow

Nose

Ear

Mouth

Lip




Tooth

Study these words in Quizlet. Open the link and use the flashcards.

Now open this Quizlet link and do activity SPELL. You will see the Spanish word but hear the English word. You need to spell the word in English. Hint, write these words on a piece of paper in English and Spanish to help you.

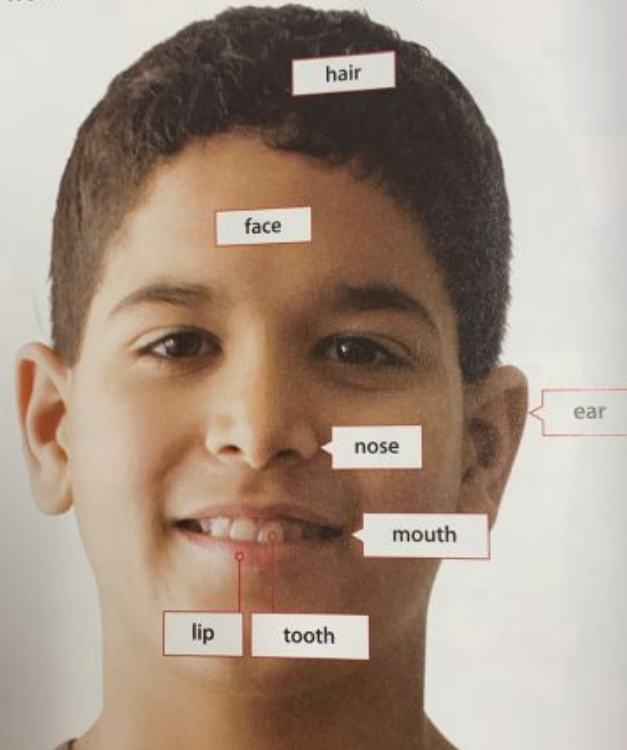
Vocabulary

Parts of the Body

-  Look at the picture.
-  Listen to your teacher.
-  Say the word for each part of the body.

KEY WORDS

ear
face
hair
lip
mouth
nose
tooth



Señala al/a la

Point to your
Hair

Face

Eyebrow

Nose

Ear

Mouth

Lip

Tooth

☆
 $\sqrt{123}$ ☆




☆
STUDY
HARD! ☆

☆
¡Muy Bien!
☆

☆
Reflección:
☆

1. ¿Qué aprendiste hoy?
 2. ¿Cuáles de las actividades te gusta más?
- ☆
+ x =



☆ ¡Colorín Colorado esta lección se
ha terminada!

☆ Hasta miércoles el 20 de mayo.

