



**ELL Virtual Learning**

**9th - 12th Newcomer English**

**Monday, May 4th, 2020**



Lesson: Monday, May 4th, 2020

## Objectives:

1. Students will practice Speaking by repeating vocabulary and/or phrases spoken by the teacher.
2. Students will practice Listening while watching and listening to the video of the class lesson.
3. Students will demonstrate their ability to Read in English by following along with the teacher as she covers a page from from the textbook and/or workbook.
4. Students will show their understanding of written English when they practice Writing out their work at home on separate sheet of paper.



# Newcomer English

Presented to you by

Mrs. Lamas

lunes el 4 de mayo



*¡Sí tu puedes!*



*Daily Virtual Lessons  
Lecciones Virtuales*





Video

Open the link below. Listen, Repeat, and Answer.

Abre el enlace debajo. Escucha, Repite y Responde

Video





1. Each day you will have a video to watch.
2. The video will have a picture from our book.
3. You will hear my voice giving you directions to repeat and answer questions.
4. Some days, I will show you a workbook activity for us to do together.
5. There will also be links to vocabulary activities.



1. Cada día vas a mirar un video.
2. El video va a tener un foto de nuestro libro.
3. Tú vas a escuchar mi voz dando a ti direcciones para repetir y contestar preguntas.
4. Algunos días, voy a mostrar una página del libro de trabajo con actividades que nosotros vamos a hacer juntos.
5. También, va a estar enlaces para hacer actividades de vocabulario por el Internet.



# Objectives:



1. Students will practice Speaking by repeating vocabulary and/or phrases spoken by the teacher.
2. Students will practice Listening while watching and listening to the video of the class lesson.
3. Students will demonstrate their ability to Read in English by following along with the teacher as she covers a page from the textbook and/or workbook.
4. Students will show their understanding of written English when they practice Writing out their work at home on separate sheet of paper.





# Objetivos:



1. Estudiantes van a practicar Oratoria por repetir vocabulario y/o frases hablado por la maestra.
2. Estudiantes van a practicar la Oida cuando mirando y escuchando al video de la lección de clase.
3. Estudiantes van a demostrar su capacidad para Leer en inglés cuando están siguiendo la maestra mientras la forra la página del texto.
4. Estudiantes van a mostrar su conocimiento del inglés escrito mientras practicando su Escrito en papel a la casa.





Monday, May 4th  
Lesson /Lección  
lunes el 4 de mayo



Can Do Statements:

1. I can repeat and answer questions
2. I can show my understanding of vocabulary in context.

1. Yo puedo repetir y responder preguntas.
2. Yo puedo mostrar mi conocimiento de vocabulario en texto.



# Warm-Up/Calentamiento

## Quick Write/ Escrito Rápido

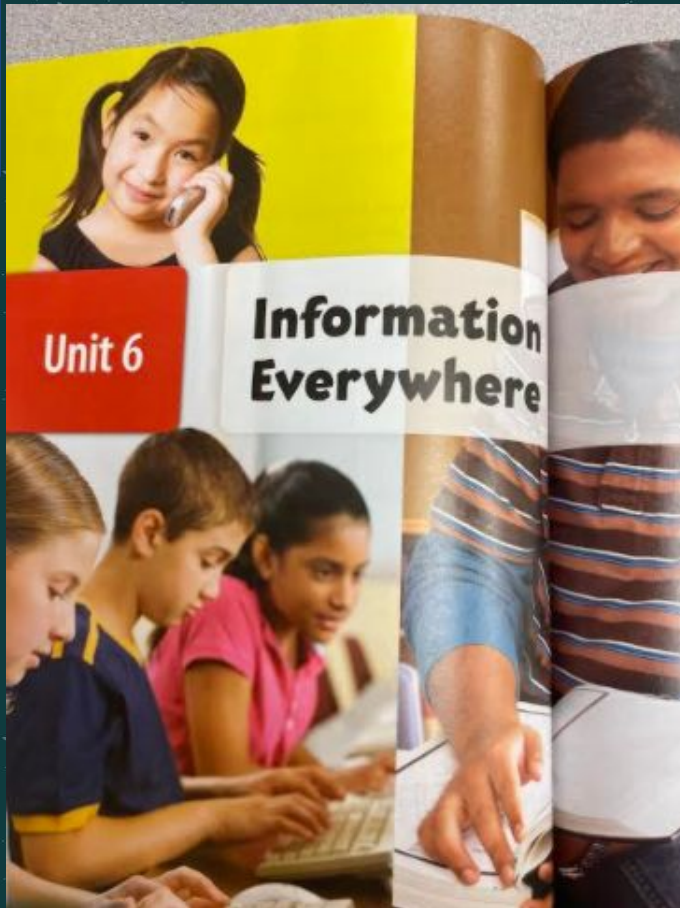
Write two sentence 2 each photo. Tell me what you see and describe what you see. Take a picture and send it to me.

Model/Modelo: I see a \_\_\_\_\_

The \_\_\_\_\_ is \_\_\_\_\_.



A large white rectangular area with horizontal blue lines and a vertical red margin line on the left side, intended for writing.



## In This Unit

- ▶ **Language:** Express Needs and Wants; Give and Follow Commands
- ▶ **Vocabulary:** Print Materials; Parts of a Book; Technology; Computer Words; Signs and Safety; Location Words
- ▶ **Reading:** Learn High Frequency Words; Read Decodable Text; Retell *Good News*
- ▶ **Writing:** Use Periods and Exclamation Points; Write Sentences

# ***New Vocabulary***

**advertisement**

**announcement**

**author**

**bulletin board**

**chapter title**

**dictionary**

**encyclopedia**

**envelope**

**letter**

**magazine**

**newspaper**

**page number**

**poster**

**publisher**

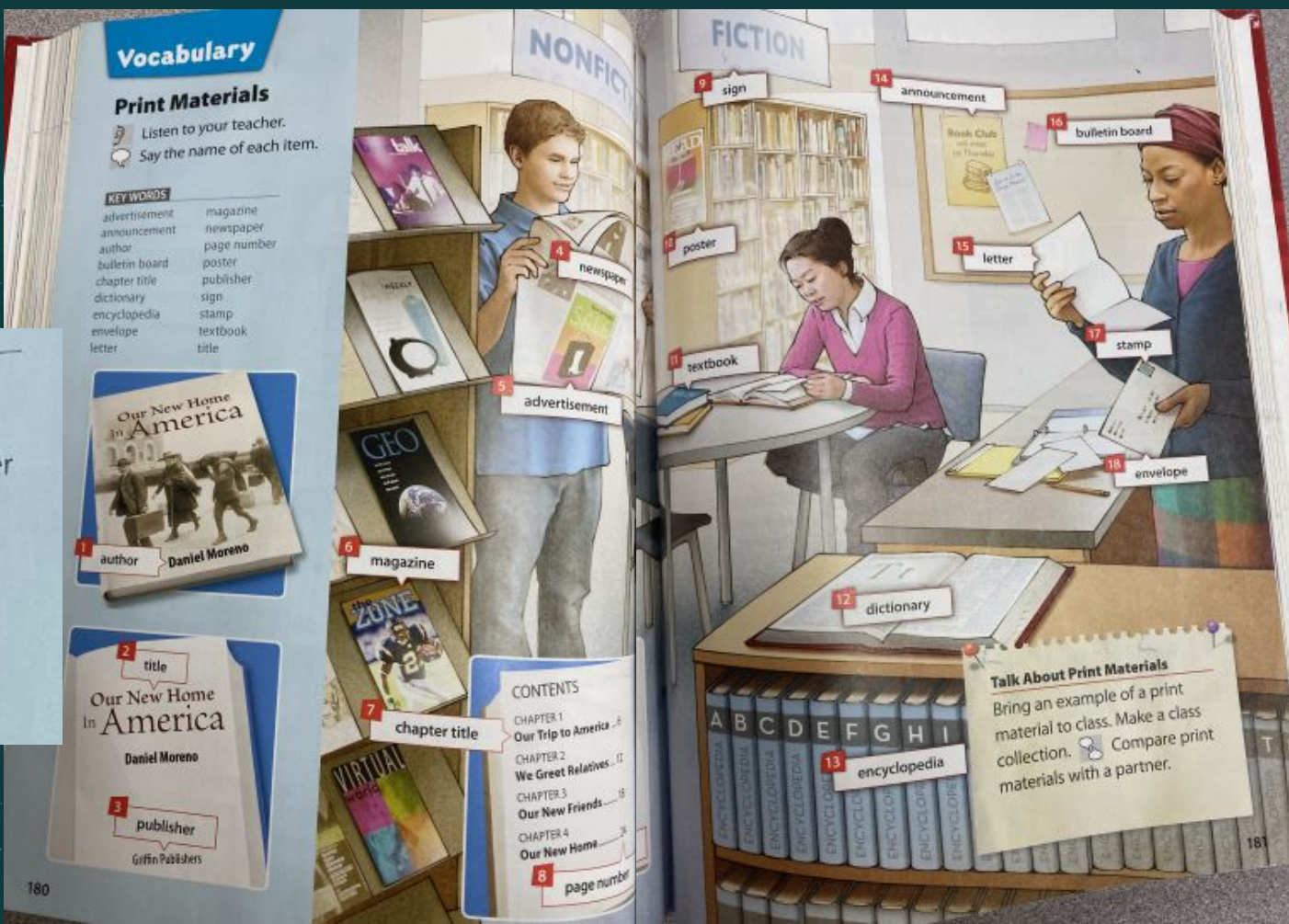
**sign**

**stamp**

**textbook**

**title**





**Vocabulary**

**Print Materials**

Listen to your teacher.  
 Say the name of each item.

**KEY WORDS**

- |                |             |
|----------------|-------------|
| advertisement  | magazine    |
| announcement   | newspaper   |
| author         | page number |
| bulletin board | poster      |
| chapter title  | publisher   |
| dictionary     | sign        |
| encyclopedia   | stamp       |
| envelope       | textbook    |
| letter         | title       |

**KEY WORDS**

- |                |             |
|----------------|-------------|
| advertisement  | magazine    |
| announcement   | newspaper   |
| author         | page number |
| bulletin board | poster      |
| chapter title  | publisher   |
| dictionary     | sign        |
| encyclopedia   | stamp       |
| envelope       | textbook    |
| letter         | title       |



1 author Daniel Moreno



2 title

Our New Home  
 in America

Daniel Moreno

3 publisher  
 Griffin Publishers



6 magazine



7 chapter title



CONTENTS  
 CHAPTER 1  
 Our Trip to America ... 6  
 CHAPTER 2  
 We Greet Relatives ... 12  
 CHAPTER 3  
 Our New Friends ... 18  
 CHAPTER 4  
 Our New Home ... 24  
 8 page number



4 newspaper

5 advertisement



11 textbook



9 sign



10 poster



15 letter



17 stamp



18 envelope



14 announcement



16 bulletin board



12 dictionary



13 encyclopedia

**Talk About Print Materials**  
 Bring an example of a print material to class. Make a class collection. Compare print materials with a partner.

# *Practice/Practica*

**Go to the Quizlet and practice the new vocabulary for this week's Unit on Information.**

**Va a Quizlet y practica el vocabulario nuevo para esta unidad de la semana sobre la información.**

**Flashcards** <https://quizlet.com/504816006/information-everywhere-flash-cards/>

**Learn** <https://quizlet.com/504816006/learn>

**Write** <https://quizlet.com/504816006/write>

**Spell** <https://quizlet.com/504816006/spell>

☆  
 $\sqrt{123}$  ☆




☆  
STUDY  
HARD! ☆

☆  
¡Muy Bien!  
☆

☆  
Reflección:  
☆

1. ¿Qué aprendiste hoy?
  2. ¿Cuáles de las actividades te gusta más?
- ☆  
+ x =





☆ ¡Colorín Colorado esta lección se  
ha terminada!

Hasta martes el 5 de mayo.

