



**ELL Virtual Learning**

**9th - 12th Newcomer English**

**Thursday, May 14, 2020**



Lesson: Thursday, May 14, 2020

## Objectives:

1. Students will practice Speaking by repeating vocabulary and/or phrases spoken by the teacher.
2. Students will practice Listening while watching and listening to the video of the class lesson.
3. Students will demonstrate their ability to Read in English by following along with the teacher as she covers a page from the textbook and/or workbook.
4. Students will show their understanding of written English when they practice Writing out their work at home on separate sheet of paper.

# Objetivos:



1. Estudiantes van a practicar Oratoria por repetir vocabulario y/o frases hablado por la maestra.
2. Estudiantes van a practicar la Oida cuando mirando y escuchando al video de la lección de clase.
3. Estudiantes van a demostrar su capacidad para Leer en inglés cuando están siguiendo la maestra mientras la forra de la página del texto.
4. Estudiantes van a mostrar su conocimiento del inglés escrito mientras practicando su Escrito en papel a la casa.





# Newcomer English

Presented to you by  
Mrs. Lamas

jueves el 14 de mayo



Video

Open the link below. Listen, Repeat, and Answer.

Abre el enlace debajo. Escucha, Repite y Responde

Video





1. Each day you will have a video to watch.
2. The video will have a picture from our book.
3. You will hear my voice giving you directions to repeat and answer questions.
4. Some days, I will show you a workbook activity for us to do together.
5. There will also be links to vocabulary activities.



1. Cada día vas a mirar un video.
2. El video va a tener una foto de nuestro libro.
3. Tú vas a escuchar mi voz dando a ti direcciones para repetir y contestar preguntas.
4. Algunos días, voy a mostrar una página del libro de trabajo con actividades que nosotros vamos a hacer juntos.
5. También, va a estar enlaces para hacer actividades de vocabulario por el Internet.

# Warm-Up/Calentamiento

## Quick Write/ Escrito Rápido

**Take out paper and a pencil.**

**Write a 3 sentences using the commands.**

**Saca papel y lápiz. Escribe 3 frases usando los mandatos**

**Toma una foto y enviame.**

**1. Listen**

**2 Turn on**

**3 Take out**

1. \_\_\_\_\_

2. \_\_\_\_\_





3. \_\_\_\_\_





### Use the Right Word

Some verbs have two words. Many two-word verbs use the word **turn**. Look at the second word to find the meaning.

turn on	turn off	turn up	turn down
Use <b>on</b> with <b>turn</b> to talk about making something start.	Use <b>off</b> with <b>turn</b> to talk about making something stop.	Use <b>up</b> with <b>turn</b> to talk about making something louder.	Use <b>down</b> with <b>turn</b> to talk about making something quieter.
			
Turn <b>on</b> the television.	Turn <b>off</b> the printer.	Turn <b>up</b> the music.	Turn <b>down</b> the music.

### Talk Together

Work with a partner. Use your pictures. Say what you do with each thing. Then give a command. Your partner acts out the command.

Word File Pictures  
[NGReach.com](http://NGReach.com)



Use the Right Word

turn on

turn off

turn up

turn down

turn on

Use **on** with **turn**  
to talk about  
making something  
start.



Turn **on** the  
television.

turn off

Use **off** with **turn**  
to talk about  
making something  
stop.



Turn **off** the  
printer.

turn up

Use **up** with **turn**  
to talk about  
making something  
louder.



Turn **up** the music.

## turn down

Use **down** with **turn** to talk about making something quieter.



Turn **down** the music.



# Practice/Practica

Look at the pictures below and practice the new commands: turn on, turn off, turn up and turn down



☆  
 $\sqrt{123}$



☆  
STUDY  
HARD!

☆  
¡Muy Bien!

☆  
Reflexión:

1. ¿Qué aprendiste hoy?
  2. ¿Cuáles de las actividades te gusta más?
- ☆  
+ x =



¡Colorín Colorado esta lección se  
ha terminada!

Hasta viernes el 15 de mayo.