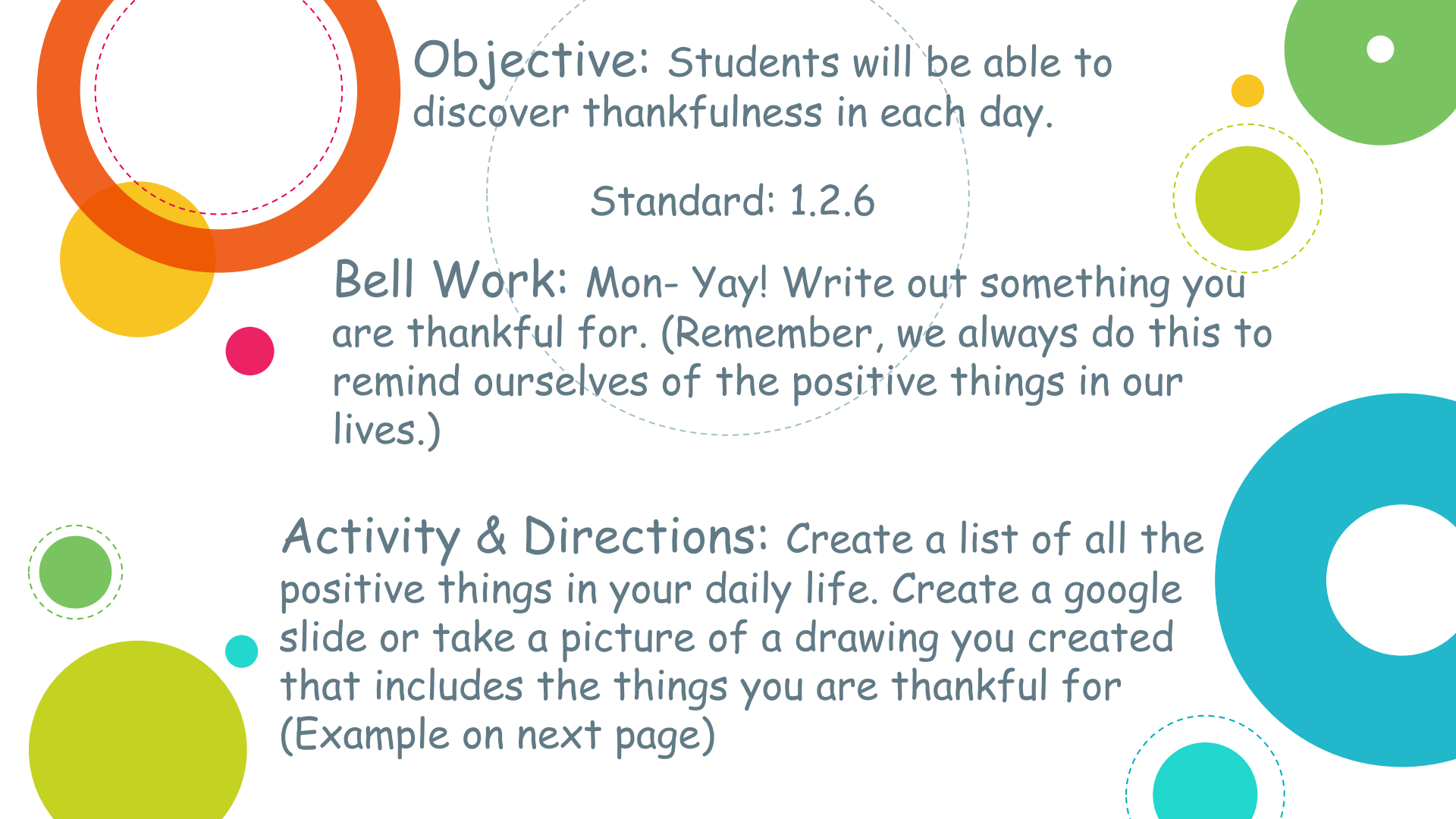


A decorative graphic on the left side of the slide features a large orange circle. Surrounding it are several smaller circles in teal, yellow, pink, lime green, and light green. Some circles have dashed outlines or are partially cut off by the edge of the frame.

Virtual Learning April 6, 2020

Early Childhood Professions I



Objective: Students will be able to discover thankfulness in each day.


Standard: 1.2.6

Bell Work: Mon- Yay! Write out something you are thankful for. (Remember, we always do this to remind ourselves of the positive things in our lives.)


Activity & Directions: Create a list of all the positive things in your daily life. Create a google slide or take a picture of a drawing you created that includes the things you are thankful for (Example on next page)

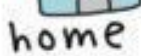

I am thankful for...

chibird.tumblr.com



all the little things

learning...
 $2+2 =$ 



LOVE 



moon + stars



and everything else I missed!

