



Elementary Music Virtual Learning

**Kindergarten Echo Sing and
Same/Different Practice**

April 17, 2020



Kindergarten Music

Lesson: April 17, 2020

Learning Target:

Students will be able to differentiate between same and different.

Background: This is a review of echo and same/different.

- Students learn to echo speak
- Students learn the difference between same and different

Let's Get Started:

- Practice by echo speaking the following **red** words with someone:

Sun **Sun** Shine **Shine** Sunshine **Sunshine**

Golden **Golden** Circle **Circle**


- Practice by **echo singing** (click on the audio link):




- Watch video: [Same and Different](#)

Practice #1:

Echo sing the **red** words. Click on the audio link:




Oh Mister Sun, Sun




Oh Mister Sun, Sun

Practice #2:

Echo sing the **red** words. Click on the audio link:




Mister Golden Sun




Mister Golden Sun

Practice #3:

Echo sing the **red** words. Click on the audio link:



Please shine down on me.



Please shine down on me.

Practice #4:

Echo sing the **red** words. Click on the audio link:



Hiding behind a tree.



Hiding behind a tree.

Practice #5:

Echo sing the **red** words. Click on the audio link:



These little children are asking you,



These little children are asking you,

Practice #6:

Echo sing the **red** words. Click on the audio link:



Please come out so we can
play with you,



Please come out so we can
play with you,

Practice on your own:

Click on the [link](#):


1. Read the words.

Click on this [link](#) to see the sound sample and then on the player click play (scroll down on this page when you get there).

2. Listen and follow along to music.

Click play on YouTube video

3. Sing along.















Practice on your own:

Create the following chart on a blank piece of paper or on your computer.
Which words and lines of the song are the same and different?

<p>Line 1</p>  <p>Oh, Mister Sun, Sun,</p>	 <p>Mister Golden Sun,</p>	 <p>Please shine down on me.</p>
<p>Line 2</p>  <p>Oh, Mister Sun, Sun,</p>	 <p>Mister Golden Sun,</p>	 <p>Hiding behind a tree.</p>
<p>Line 3</p>  <p>These little children are asking you.</p>	 <p>Please come out so</p>	 <p>we can play with you.</p>
<p>Line 4</p>  <p>Oh, Mister Sun, Sun,</p>	 <p>Mister Golden Sun,</p>	 <p>Please shine down on me.</p>


Check your answers:

<p>Line 1</p> <p>Same </p> <p>Oh, Mister Sun, Sun,</p>	<p>Same </p> <p>Mister Golden Sun,</p>	<p>Same </p> <p>Please shine down on me.</p>
<p>Line 2</p> <p>Same </p> <p>Oh, Mister Sun, Sun,</p>	<p>Same </p> <p>Mister Golden Sun,</p>	<p>Different </p> <p>Hiding behind a tree.</p>
<p>Line 3</p> <p>Different </p> <p>These little children are asking you.</p>	<p>Different </p> <p>Please come out so</p>	<p>Different </p> <p>we can play with you.</p>
<p>Line 4</p> <p>Same </p> <p>Oh, Mister Sun, Sun,</p>	<p>Same </p> <p>Mister Golden Sun,</p>	<p>Same </p> <p>Please shine down on me.</p>

More Practice on Your Own

Follow along with the video - Same and Different Game:

(Click to play video)



1. Count how many you get correct.

More Practice on Your Own

Sing along and decide what is the same and different about the following songs:

2.



3.



4.




More Practice on Your Own

Compare Music Game

5. Click on link. Once on the website, right click to enable and click allow.

Click on each balloon one at a time to listen to the music.

If it sounds the same, click same. If it sounds different, click different.



Link [Comparing Same and Different Game](#)

Self Check:

Go tell someone in your home your answers.



1. Was this lesson

- easy
- just right
- hard

2. Think of some other songs and decide what is the same and different.