

ISD Grade Level:  
Kindergarten  
ISD Content: ELA  
Week: April 13 - April 17



# Choice Board

## Kindergarten/ ELA

Turn the lights off in your room and read a book with a flashlight.

Choose a book and read it.  
What connections do you have? Tell someone at home.

Make a video of yourself reading your favorite book. Send the video to a family member.

Make a hopscotch board using sidewalk chalk. Write CVC words, sounds, or tricky words in each box.

Write about your day using a beginning, middle and end.

Practice writing tricky words with chalk on your sidewalk.

Play tic tac toe using CVC words, sounds, or tricky words.





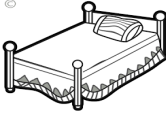






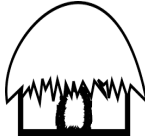








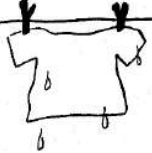



Write CVC words, sight words, or sounds on a piece of paper. Read the word, crumble it up and try to make a basket into a bowl/trashcan.

Write a list of words that rhyme with frog.

Name \_\_\_\_\_

# Read and find!

Read the word. Find the picture that matches the word. Colour it!

web			
bed			
leg			
hem			
ten			
yes			
wet			
jet			

Student Name \_\_\_\_\_

Date \_\_\_\_\_

## Let's Practice: you

you you you you you

you you you you you

you you you you you


\_\_\_\_\_

Watch this amazing 5 minute video on the best way to teach reading - visit [www.ReadingKEY.com](http://www.ReadingKEY.com)

Materials provided from your friends at [www.handwritingworksheets.com](http://www.handwritingworksheets.com)

Now it is your turn! You will draw and label a picture of a jackrabbit. Then write 4 sentences about how a jackrabbit looks.

*\*If you don't have access to the online resources, write what you do know about a jackrabbit OR another animal that you do know about.*



### All About Jackrabbits

1. A jackrabbit has big ears.


2. \_\_\_\_\_  
\_\_\_\_\_

3. \_\_\_\_\_  
\_\_\_\_\_

4. \_\_\_\_\_  
\_\_\_\_\_

Now it is your turn! You will draw and label a picture of a desert habitat. Then write 4 sentences about the desert habitat.

*\*If you don't have access to the online resources, write what you do know about a desert.*



### All About Jackrabbits

1. A jackrabbit lives in the desert.

2. \_\_\_\_\_  
\_\_\_\_\_


3. \_\_\_\_\_  
\_\_\_\_\_

4. \_\_\_\_\_  
\_\_\_\_\_


# Nonfiction Text Feature Scavenger Hunt

Look through a nonfiction book. Put a checkmark next to the features that you find.


## Photographs



## Captions



## Table of Contents

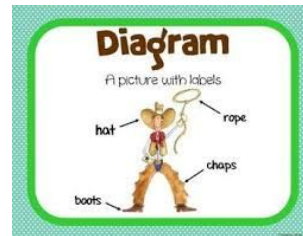


## Index





## Bold Words

## Diagram



ee

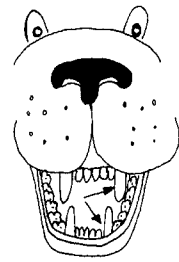


ea



-----

-----

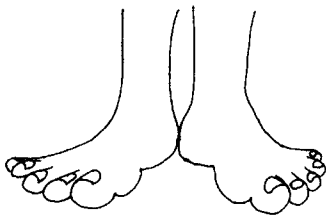
-----



-----

-----

-----



-----

-----

-----



three

teeth

feet



leaf

tree

sheep



seal

bee

sea





# Sight Word of the Day

your


Write it 2 times

Write it in a sentence.

Draw a picture of your sentence.

Now it is your turn! You will draw and label what a jackrabbit eats. Then write 3 sentences about what jackrabbits eat.

*\*If you don't have access to the online resources, write what you do know about what a rabbit eats.*



### All About Jackrabbits

1. Jackrabbits eat bark from a tree.


2. \_\_\_\_\_

\_\_\_\_\_

3. \_\_\_\_\_

\_\_\_\_\_

Read the words. Write them in the correct 'ee' sound.




sheep  
teeth  
beak  
bee


keep

tea

bean

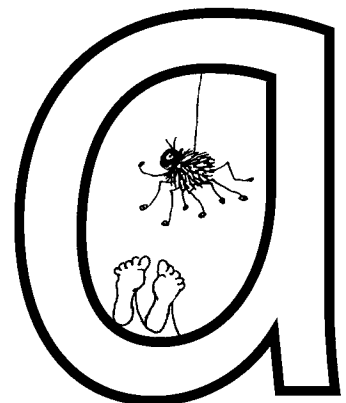




read



seal

feet



Student Name \_\_\_\_\_

Date \_\_\_\_\_

## Let's Practice: your

your your your your

your your your your


your your your your

Watch this amazing 5 minute video on the best way to teach reading - visit [www.ReadingKEY.com](http://www.ReadingKEY.com)

Materials provided from your friends at [www.handwritingworksheets.com](http://www.handwritingworksheets.com)

Now it is your turn! Write 3 sentences about interesting facts on jackrabbits.

*\*If you don't have access to the online resources, write what you do know about a jackrabbit OR another animal that you do know about.*



### All About Jackrabbits

1. A jackrabbit can run up to 40 mph (miles per hour).

2. \_\_\_\_\_

\_\_\_\_\_

3. \_\_\_\_\_


\_\_\_\_\_

Now it is your turn! Choose to write a fiction story or a nonfiction story about a rabbit.

Circle your choice:

fiction

nonfiction



---

---

---

---

---

---

---

---

---

---

ISD Grade Level:  
Kindergarten  
ISD Content: Social Studies  
Week: April 13 - April 17



# Goods and Services Review

Draw and label 3 examples of goods and 3 example of services.

Goods

Services



# Social Studies Vocabulary Review

Draw a picture about what you learned about **goods**, **services**, **scarcity**, and **opportunity cost**.

<p><u>Goods</u></p>	<p><u>Services</u></p>
<p><u>Scarcity</u></p>	<p><u>Opportunity Cost</u></p>

# Goods and Services Practice

Congratulations! You have just been given the opportunity to open your own business. Use this worksheet to plan out what **goods** and **services** your business will offer.

Type & Name of Business: \_\_\_\_\_

**GOODS** my Business will offer (draw a picture and label):


**SERVICES** my Business with offer (draw a picture and label):


ISD Grade Level:  
Kindergarten  
ISD Content: Math  
Week: April 13 - April 17





# Choice Board


Week of April 13, 2020

Kindergarten/ Math

Practice tying your shoes. Show an adult.



Find 10 objects that are square.



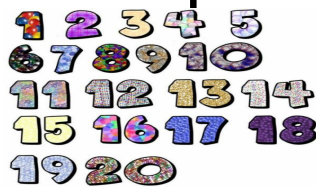
See how many rectangles you can find in your bedroom.



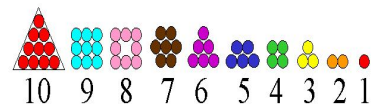
Tell someone 8 things that are a circle. Example:



Write your numbers 0-20 without any help.



Count backwards from \_\_\_ to \_\_\_ by 1's



Grab a handful of cereal. Lay them out count 1 at a time moving them away. How many did you count?



Draw a triangle. Create a picture out of it. What did you make?

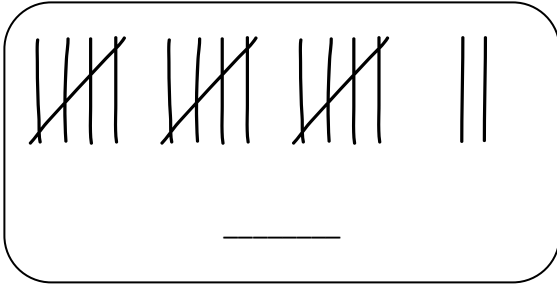


Start at any given number. Count forwards. Count backwards.

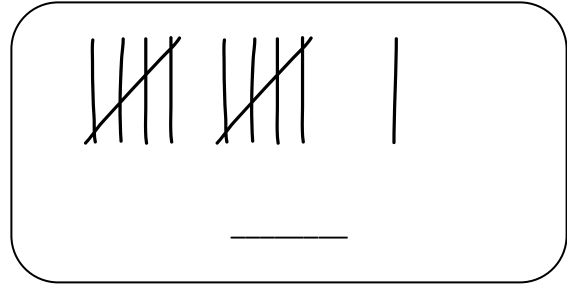


Name: \_\_\_\_\_ Date: \_\_\_\_\_

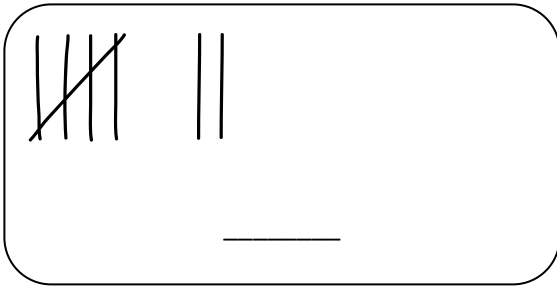
Write the number to tell how many tally marks.



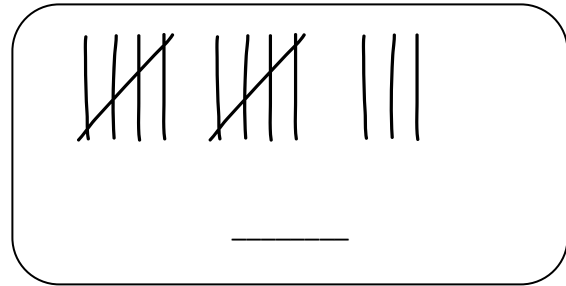
\_\_\_\_\_



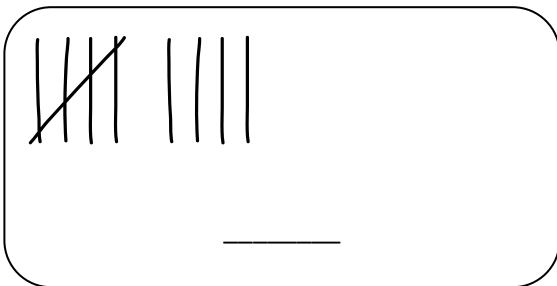
\_\_\_\_\_



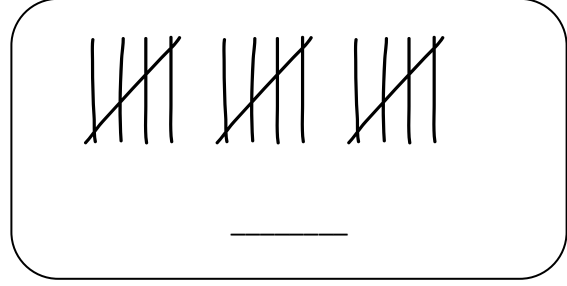
\_\_\_\_\_



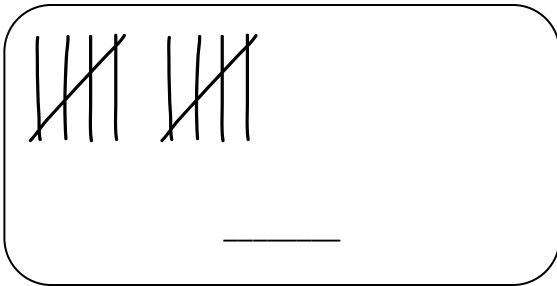
\_\_\_\_\_



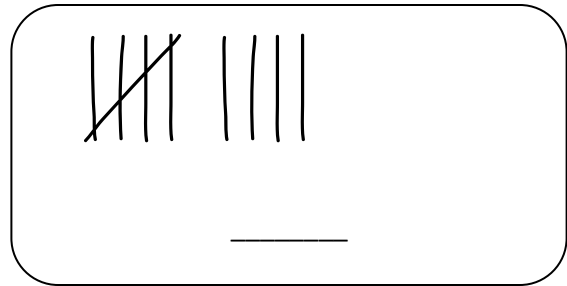
\_\_\_\_\_



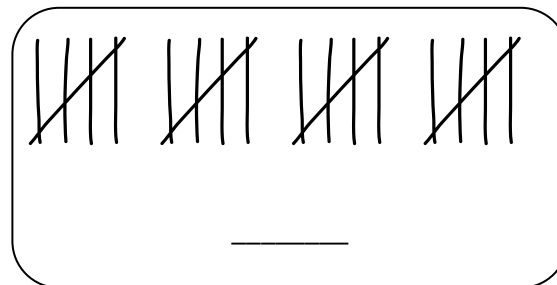
\_\_\_\_\_



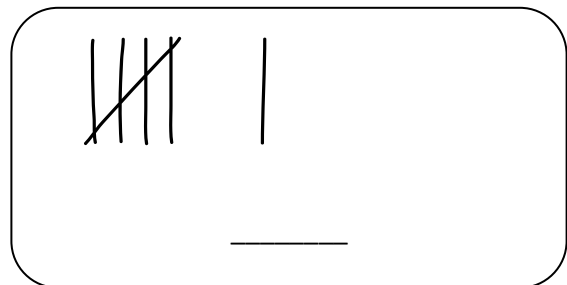
\_\_\_\_\_



\_\_\_\_\_



\_\_\_\_\_



\_\_\_\_\_

# MATHEMATICAL SHAPES











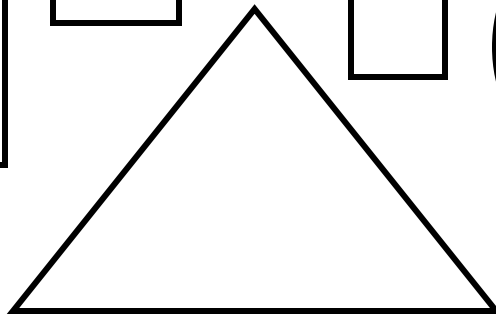



CIRCLES, RECTANGLES, SQUARES AND TRIANGLES.


Color the Squares Green. 

Color the Rectangles Pink. 


Color the Circles Blue. 

Color the Triangles Red. 

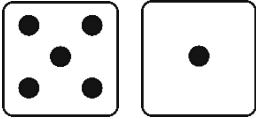




# Roll and Add



Use 2 dice and roll. Draw the dice rolled. Write an addition sentence and find the sum.

Numbers Rolled	Addition Sentence	Sum
	$5 + 1 =$	6

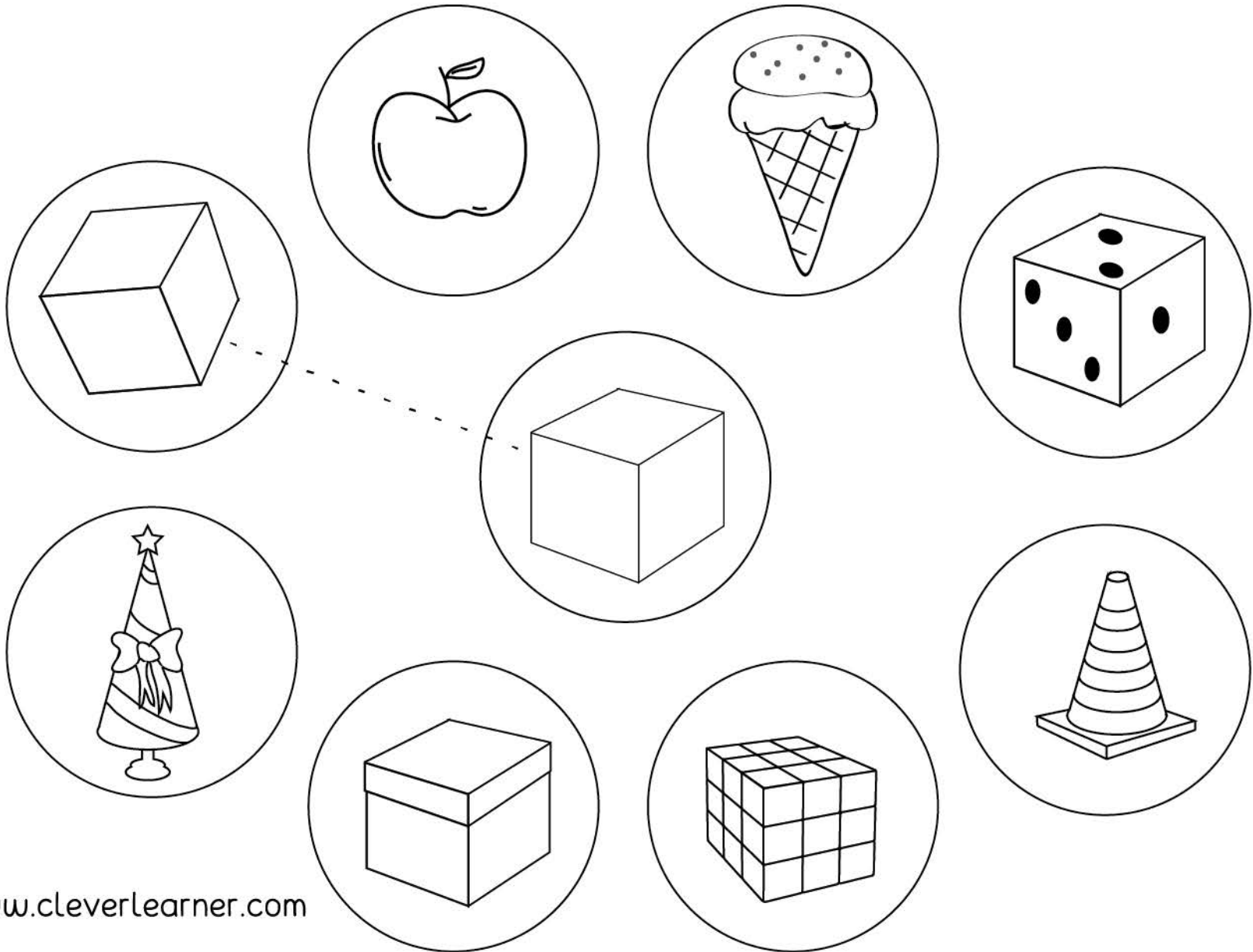


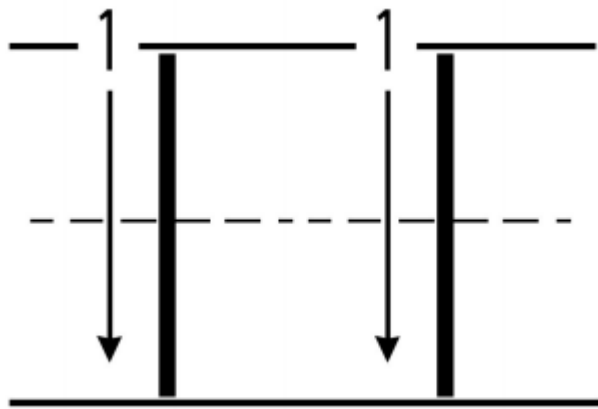
Name \_\_\_\_\_

Date \_\_\_\_\_


# CUBE

Draw a line to match all the cube objects to the center cube.





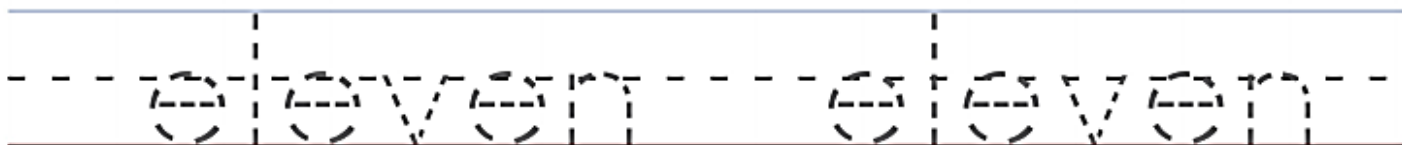
Practice the number:



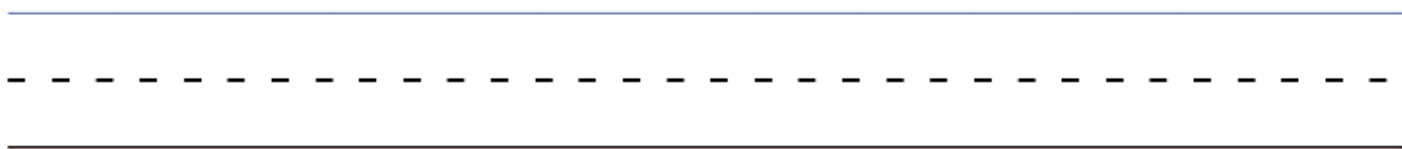
Write the number:



Practice the word:



Write the word:



Number Hunt: Circle every number 11

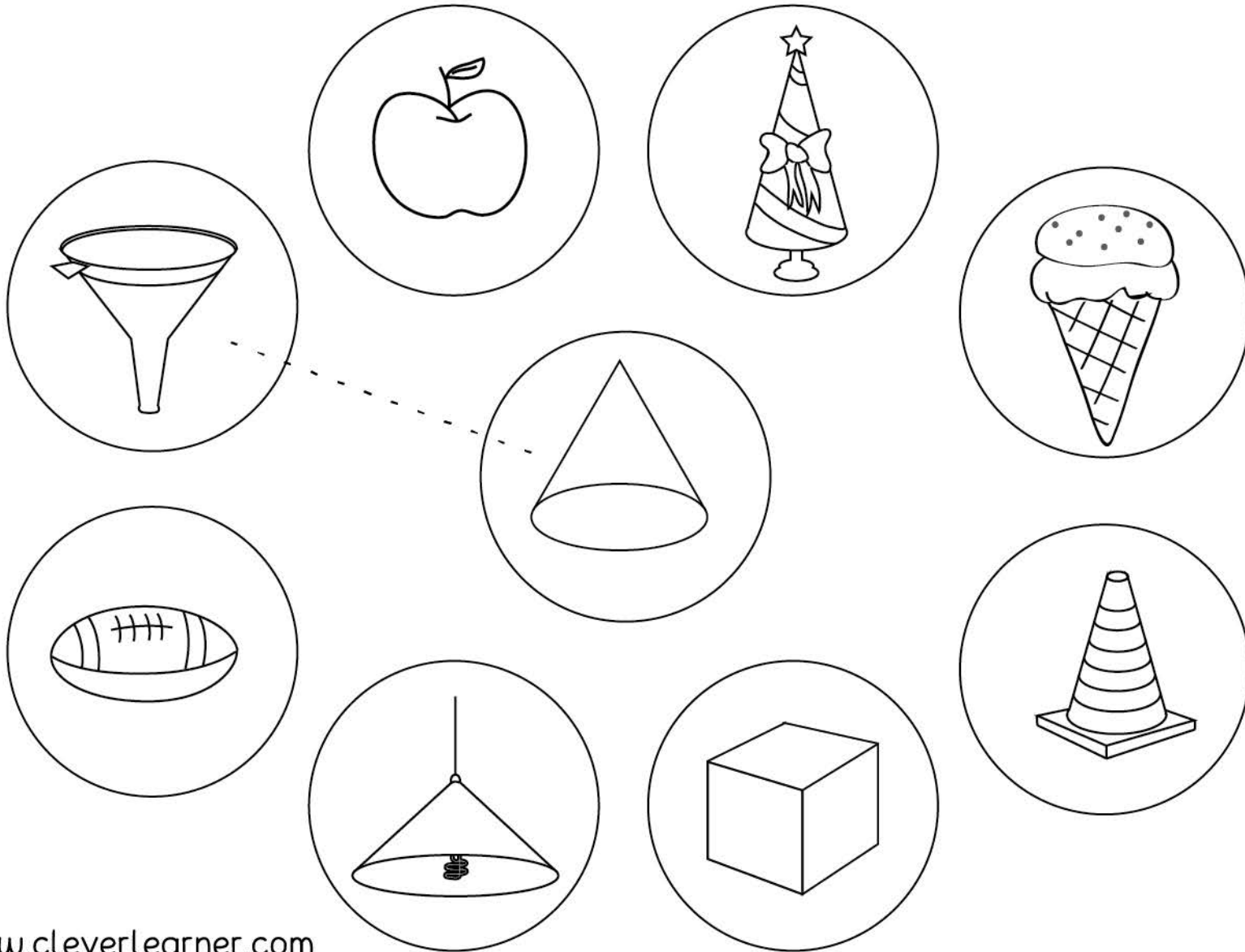
3	11	0	12	19	2	11	12	0	11	12
12	16	13	9	5	11	2	13	1	16	13
11	14	11	6	16	8	12	11	13	2	16
12	0	4	13	12	11	4	16	0	11	12

Name \_\_\_\_\_

Date \_\_\_\_\_

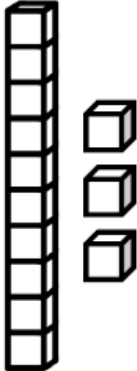
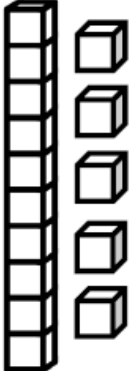
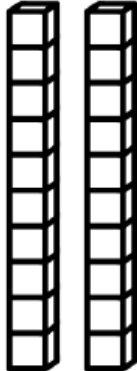
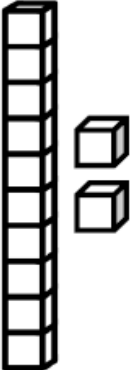
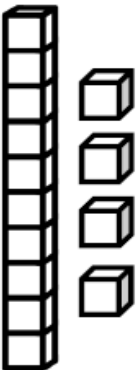
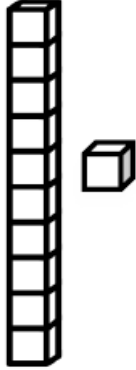

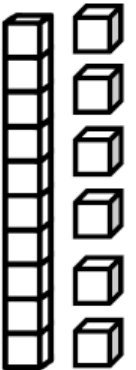
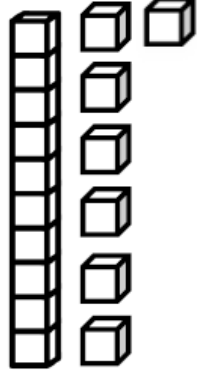
# CONE

Draw a line to match all the conical objects to the center cone.



# Block Match

Count the groups of tens and extra ones. Write the correct number in the box.

 <input type="text"/>	 <input type="text"/>	 <input type="text"/>
 <input type="text"/>	 <input type="text"/>	 <input type="text"/>
 <input type="text"/>	 <input type="text"/>	 <input type="text"/>

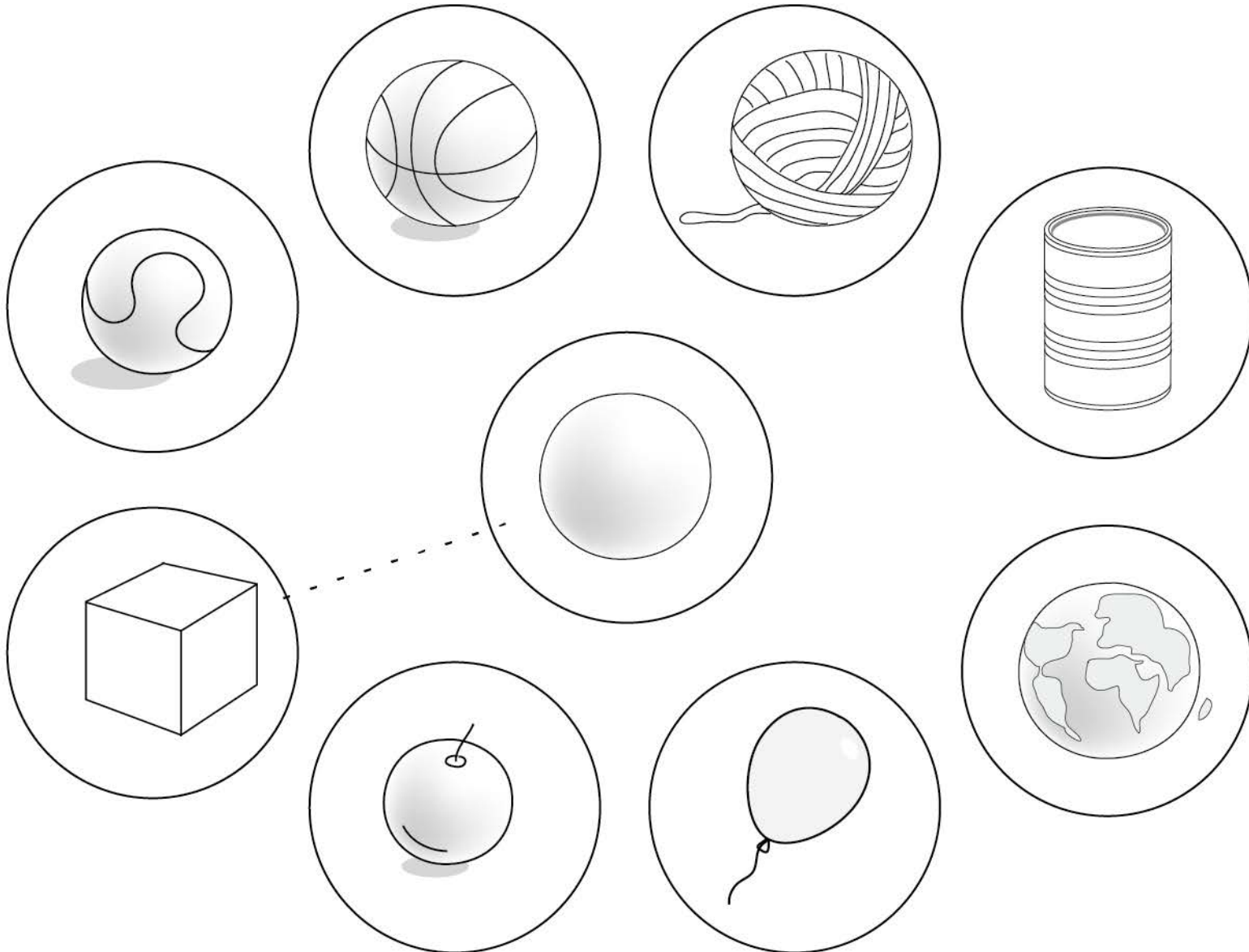
20	16	15	12	10	13	11	14	17
----	----	----	----	----	----	----	----	----

Name \_\_\_\_\_

Date \_\_\_\_\_

# Sphere

Draw a line to match all the spherical objects to the center sphere



# Ways to Make 13

Using 2 colors, color in the ten frames to show combinations you can use to make 13.. Fill in the number sentence to show your combinations.


$$\underline{\quad} + \underline{\quad} = \underline{\quad}$$



$$\underline{\quad} + \underline{\quad} = \underline{\quad}$$



$$\underline{\quad} + \underline{\quad} = \underline{\quad}$$


$$\underline{\quad} + \underline{\quad} = \underline{\quad}$$



$$\underline{\quad} + \underline{\quad} = \underline{\quad}$$



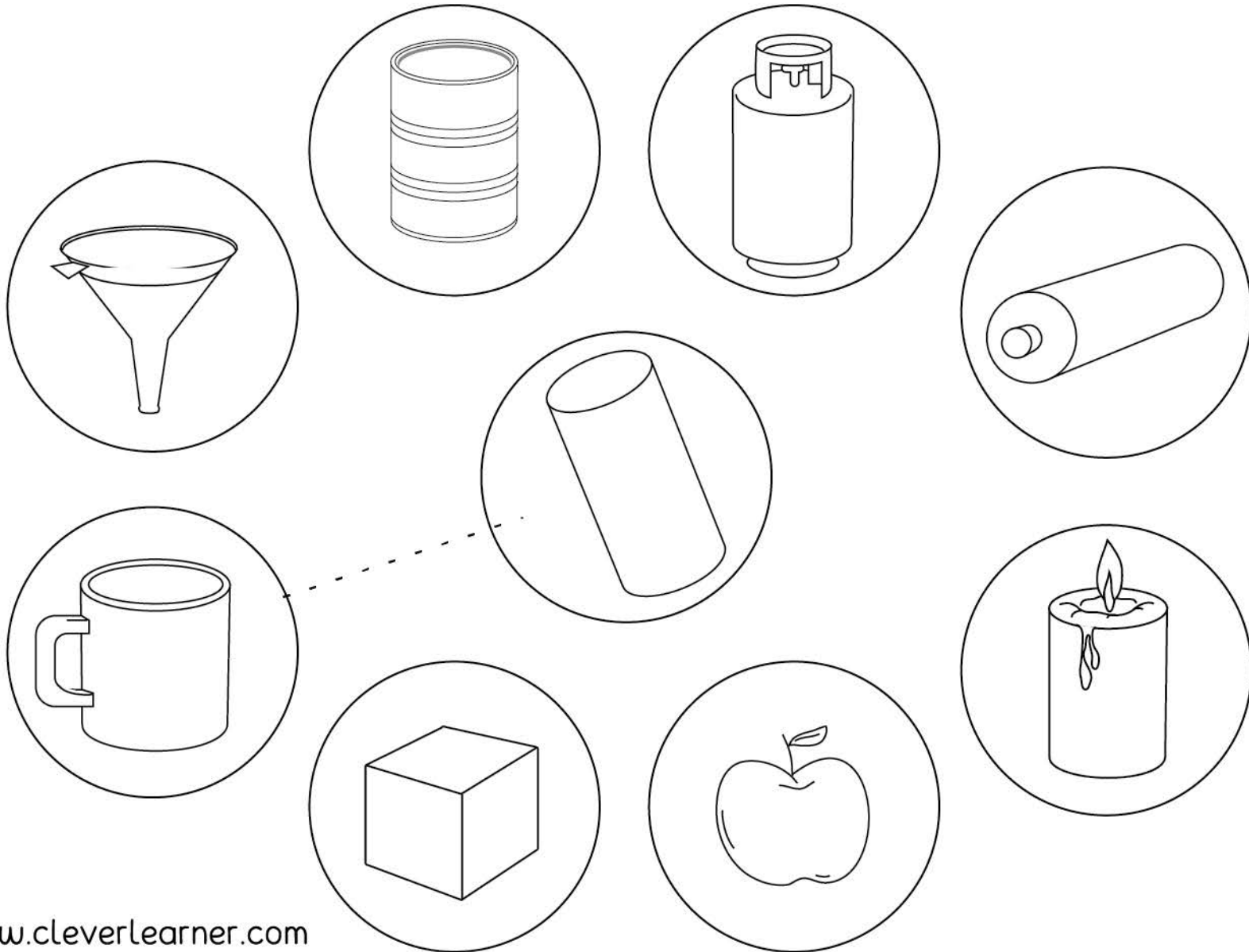
$$\underline{\quad} + \underline{\quad} = \underline{\quad}$$

Name \_\_\_\_\_

Date \_\_\_\_\_

# Cylinder

Draw a line to match all the cylindrical objects to the center cylinder.



Name: \_\_\_\_\_

# My Teen Number Is:



## Build it

Build it



Tens	Ones

## Color it



## Draw it

Draw it



## Add it

$$10 + \underline{\quad\quad} = \underline{\quad\quad}$$

## Write it




ISD Grade Level:  
Kindergarten  
ISD Content: Science  
Week: April 13 - April 17







## Inquiry Activity

### Use Less Water

**Make a Prediction** How can we use less water? **Circle** one.



First, let the water run while you wash. Then, turn it off while you wash.



### Carry Out an Investigation

Plug the sink. Wash the dishes. How much water do you use?



**abc Vocabulary**


Listen for these words as you learn about how to save natural resources.

conserve

natural resource

**Natural Resources**

 Read.


 Talk about it. Use the new words.  
Draw a picture.

Name: \_\_\_\_\_

Go on a natural resource scavenger hunt and look for plants, sun, water, animals, and air. Draw and label your findings in the 4 squares.




Name: \_\_\_\_\_



Draw and label a picture of you and your family using a nonrenewable natural resource like gas, coal, or oil (i.e. pumping gas or grilling).

A large empty rectangular box with a black border, intended for drawing a scene where a family uses a nonrenewable natural resource.



Name \_\_\_\_\_

## Carry Out an Investigation

Draw your favorite food. Where do you think your food comes from?

- 🗨️ Tell a partner about your favorite food.

Favorite Food	Natural Resource
	