

ISD Grade Level: Kindergarten
ISD Content: ELA
Week: April 20-April 24



Choice Board

Kindergarten/ ELA

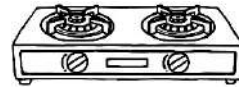
<p>Read to a stuffed animal. Read pictures, read the words and retell the story.</p>	<p>Make a card for someone in your family or community.</p>	<p>Build a fort to read in for the day.</p>
<p>Choose 10 sounds to write on cards. Make 2 cards for each sound. Play memory with a family member.</p>	<p>Pretend you are the teacher reading a book to the class. Make your voice sound like the characters as you read aloud.</p>	<p>Write a letter to a friend, family member, or teacher.</p>
<p>Write CVC words on a piece of paper in a white crayon. When finished, color over the words with marker and read them to someone at home.</p>	<p>Practice writing your first and last name in each color of the rainbow.</p>	<p>Write 5 of your sight words in a sentence.</p>

Name _____

Read and find!

Read the word. Find the picture that matches the word. Colour it!


hob




cod



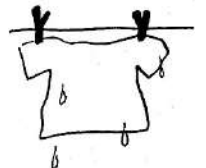
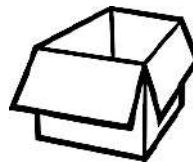
dog



mom




box




hop



bot



ox



Sight Word of the Day

said


Write it 2 times

Write it in a sentence.

Draw a picture of your sentence.

Now it is your turn! You will draw and label a picture of a black bear. Then write 4 sentences about how a black bear looks.

**If you don't have access to the online resources, write what you do know about a black bear OR another animal that you do know about.*



All About Black Bears

1. A black bear has two eyes.




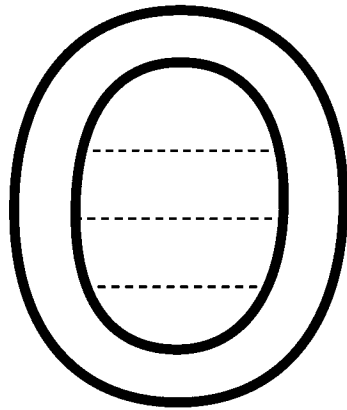
2. _____

3. _____

4. _____

Read the words. Write them in the correct 'oa' sound.

snow
nose
toast


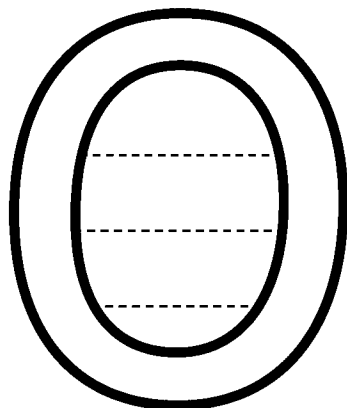


loaf
slow
oak



goat

rose
those
throw



Student Name _____

Date _____

Let's Practice: said

said said said said said said

said said said said said said


said said said said said said

Watch this amazing 5 minute video on the best way to teach reading - visit www.ReadingKEY.com

Materials provided from your friends at www.handwritingworksheets.com

Now it is your turn! You will draw and label a picture of a forest habitat. Then write 4 sentences about the forest habitat.

**If you don't have access to the online resources, write what you do know about a forest.*



All About Black Bears

1. A bear lives in the forest.

2. _____




3. _____

4. _____

Write the words on the lines with their correct long /oe/ spelling.


Word bank

bow coat note glow bone
rainbow float rope coach
soap mow phone

oa	o_e	ow
 <u>boat</u> <hr/> <hr/> <hr/> <hr/> <hr/> <hr/> <hr/> <hr/>	 <u>rose</u> <hr/> <hr/> <hr/> <hr/> <hr/> <hr/> <hr/> <hr/>	 <u>crow</u> <hr/> <hr/> <hr/> <hr/> <hr/> <hr/> <hr/> <hr/>

Now it is your turn! You will draw and label what a black bear eats. Then write 3 sentences about what black bears eat.

**If you don't have access to the online resources, write what you do know about what a bear eats.*



All About Black Bears

1. Black bears eat fruit.

2. _____

3. _____

Sight Word of the Day

only

Write it 2 times

Write it in a sentence.

Draw a picture of your sentence.

Now it is your turn! Write 3 sentences about interesting facts on black bears.

**If you don't have access to the online resources, write what you do know about a black bear OR another animal that you do know about.*



All About Black Bears

1. Black bear cubs can't see when they are born.

2. _____

3. _____

oa

o_e

ow

boat

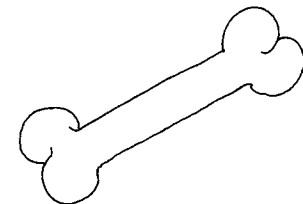



snow

elbow

bone

arrow

goat



Student Name _____

Date _____

Let's Practice: only

only only only only only

only only only only only

only only only only only

Watch this amazing 5 minute video on the best way to teach reading - visit www.ReadingKEY.com

Materials provided from your friends at www.handwritingworksheets.com

Now it is your turn! Choose to write a fiction story or a nonfiction story about a bear.

Circle your choice:

fiction

nonfiction








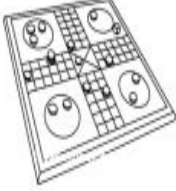


Work Page

ISD Grade Level: Kindergarten
ISD Content: Social Studies
Week: April 20 - April 24



Name: _____

CHOICES	CHOICE MADE	OPPORTUNITY COST
  Toy Car Toy Airplane		
  Teddy Bear Doll		
  Book Board Game		

Can you write a sentence about a time when you had to make a choice between two things? What was your opportunity cost?

What Pet Should I Get?

Think about each pet. Some will need more space and extra care. That could mean extra cost.

Fill in each square:

+ if the answer is yes

- if the answer is no

0 if it is neutral.

What pet do you think the brother and sister should get?

Why do you think this would be a good choice?

Name a pet that is an opportunity cost when the choice is made.

Pet Choices	Will the pet need extra space? (How big will the pet get?)	Will the pet need extra care? (nail trims, brushing)	Will the pet have extra cost? (leashes, food, toys)
cat			
dog			
fish			
bird			
yent			
No pet			



Work Page

ISD Grade Level: Kindergarten
ISD Content: Math Week:
April 20 - April 24



Choice Board

Week of April 20, 2020

Kindergarten/ Math


<p>Using recycled materials build a sculpture, name the 3d shapes in your sculpture. A cereal box is a rectangular prism, a can is a cylinder...</p>	<p>Make your own number line using post it notes</p>	<p>Put your stuffed animals in line order from biggest to smallest</p>
<p>Make a pattern using coins</p>	<p>Using a deck of playing cards sort the cards by suit, color, number and then put the numbered cards in order from the smallest number to the largest number</p>	<p>Use tallies to show how many living things are in your house, people, pets, plants...</p>
<p>Make 2D shapes using sticks and rocks from your yard, square, triangle...</p>	<p>Using a pencil to measure how tall the appliances are in your kitchen.</p>	<p>COUNT HOW MANY LEGS ARE IN YOUR HOUSE, CHAIRS HAVE LEGS TOO!</p>

Name _____

Date _____

CONE

Trace out the cone along the dotted line. Color all the objects that have the form of a cone.




Name _____

Date _____


Sphere


Trace out the sphere along the dotted line. Color all the objects that have the form of a sphere.





Place Value


Directions: Count the tens and ones. Write the number.
























Name _____

Date _____

Cylinder

Trace out the cylinder along the dotted line. Color all the objects that have the form of a cylinder .




Name _____

Date _____

CUBE

Trace out the cube along the dotted line. Color all the objects that have the form of a cube.



Ways to Make 16

Using 2 colors, color in the ten frames to show combinations you can use to make 16. Fill in the number sentence to show your combinations.

$$\underline{\quad} + \underline{\quad} = \underline{\quad}$$

$$\underline{\quad} + \underline{\quad} = \underline{\quad}$$

$$\underline{\quad} + \underline{\quad} = \underline{\quad}$$

$$\underline{\quad} + \underline{\quad} = \underline{\quad}$$

$$\underline{\quad} + \underline{\quad} = \underline{\quad}$$

$$\underline{\quad} + \underline{\quad} = \underline{\quad}$$

Color the pattern

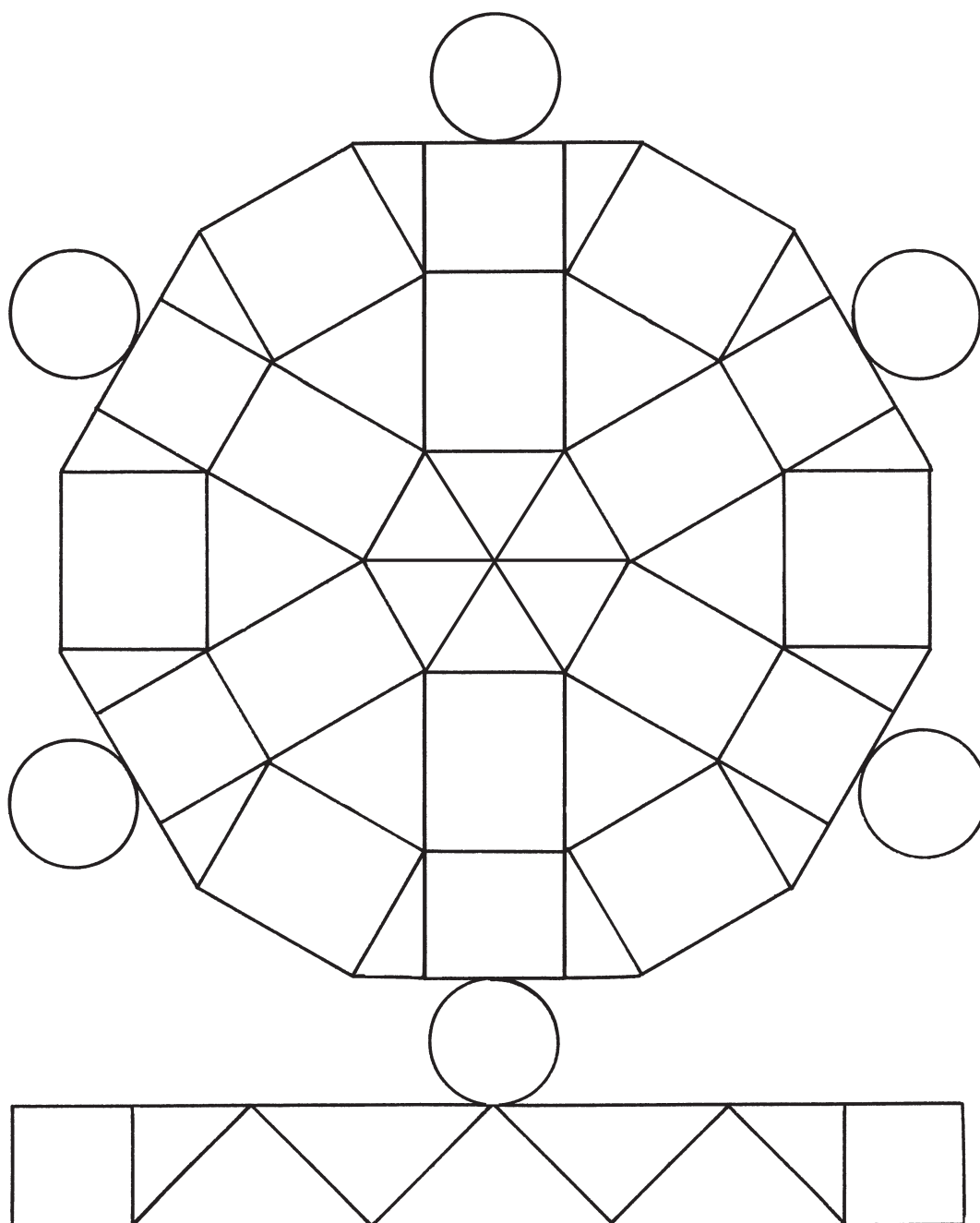


○ circles – blue

△ triangles – red

□ squares – green

▭ rectangles – yellow





Name _____



Count and add to find the sum.



Score ____/20

____ Minutes



1.  +  = _____



2.  +  = _____



3.  +  = _____



4.  +  = _____

5.  +  = _____

6.  +  = _____



7.  +  = _____



8.  +  = _____



9.  +  = _____

10.  +  = _____



11.  +  = _____

12.  +  = _____



13.  +  = _____


14.  +  = _____



15.  +  = _____

16.  +  = _____

17.  +  = _____

18.  +  = _____

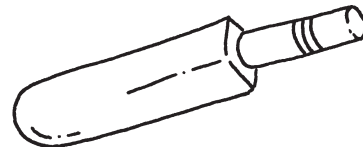
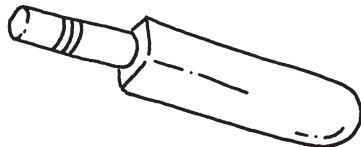


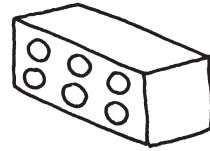
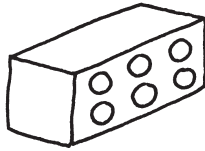


19.  +  = _____

20.  +  = _____





Between

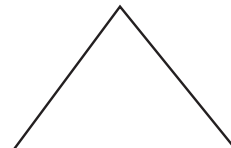
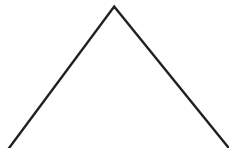
Draw a ball between



Draw a triangle between the circles.



Draw a square and a circle between the triangles.



Beside



Draw a ball beside the teddy bear.




Draw a cup beside the teddy bear.



Draw a book beside the teddy bear.



Draw a circle beside the square.



Ways to Make 18

Using 2 colors, color in the ten frames to show combinations you can use to make 18. Fill in the number sentence to show your combinations.

$$\underline{\quad} + \underline{\quad} = \underline{\quad}$$

$$\underline{\quad} + \underline{\quad} = \underline{\quad}$$

$$\underline{\quad} + \underline{\quad} = \underline{\quad}$$

$$\underline{\quad} + \underline{\quad} = \underline{\quad}$$

$$\underline{\quad} + \underline{\quad} = \underline{\quad}$$

$$\underline{\quad} + \underline{\quad} = \underline{\quad}$$



Above, on, and below

Draw 2 birds above the boat.

Draw 3 fish below the boat.

Draw 2 ducks on the water.



Name _____

Date _____

4B

BASIC FACTS**Part-Part-Whole Model**

Use a workmat and counters. Find the sum.
Write the numbers.

1.

Whole	
10	
Part	Part
5	5

$$5 + 5 = 10$$

2.

Whole	
Part	Part

$$6 + 4 = \underline{\quad}$$

3.

Whole	
Part	Part

$$10 + 0 = \underline{\quad}$$

4.

Whole	
Part	Part

$$7 + 3 = \underline{\quad}$$



Work Page




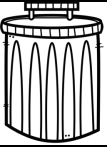
ISD Grade Level: Kindergarten
ISD Content: Science Week:
April 20 - April 24




Sorting it Out

Name: _____

Draw a picture of something you can compost, recycle, reuse or throw away.

Compost 	Recycle 	Reuse 	Garbage 


Name: _____



I can conserve water by _____

Name _____

Hurting or Helping?



A large, empty rounded rectangular box for drawing or writing.

recycle



plant
new trees



pollute
the air



compost



too much
garbage



litter

I hurt the Earth

when I

I help the Earth


when I

Name: _____

Date: _____

Time: ____ : ____ - ____ : ____

Connect Number 1 to 41 .





Work Page