

ISD Grade Level: Kindergarten
ISD Content: ELA
Week: April 27 - May 1




Choice Board

Kindergarten/ ELA

<p>Draw a picture of a stuffed animal and write a story about it.</p>	<p>Write as many words you can think of with the wh sound in different colored markers.</p>	<p>Write different letter sounds in a tic tac toe board. Play with a family member.</p>
<p>With sidewalk chalk write an encouraging sentence for your neighborhood.</p>	<p>Make a list of things you can do outside.</p>	<p>Call a family member and read to them over the phone.</p>
<p>Practice handwriting with Q-tips and paint (or use food color and water)! Practice letter formation</p>	<p>Post CVC words around the house. Go on a word hunt.</p>	<p>Write tricky words on the sidewalk with water and a paintbrush.</p>

Now it is your turn! You will draw and label a picture of a ladybug. Then write 4 sentences about how a ladybug looks.

**If you don't have access to the online resources, write what you do know about a ladybug.*



All About Ladybugs

1. A ladybug has six legs.

2. _____


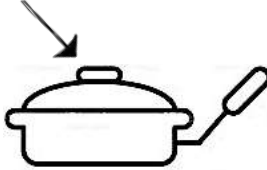




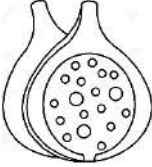

















3. _____

4. _____

Name _____

Read and find!

Read the word. Find the picture that matches the word. Colour it!

lid			
bib			
fig			
dim			
bin			
lip			
fit			
six			

Sight Word of the Day

my


Write it 2 times

Write it in a sentence.

Draw a picture of your sentence.

Now it is your turn! You will draw and label a picture of a garden habitat. Then write 4 sentences about the garden habitat.

**If you don't have access to the online resources, write what you do know about a garden.*



All About ladybugs





1. A ladybug can live in a garden.

2. _____

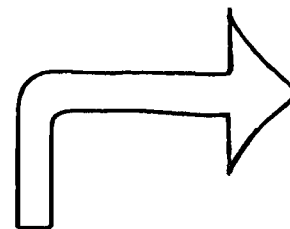


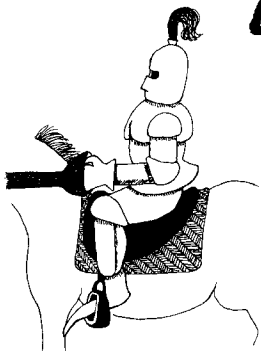
3. _____

4. _____

Cut and paste the pictures on the correct star, or draw your own pictures to match the words.



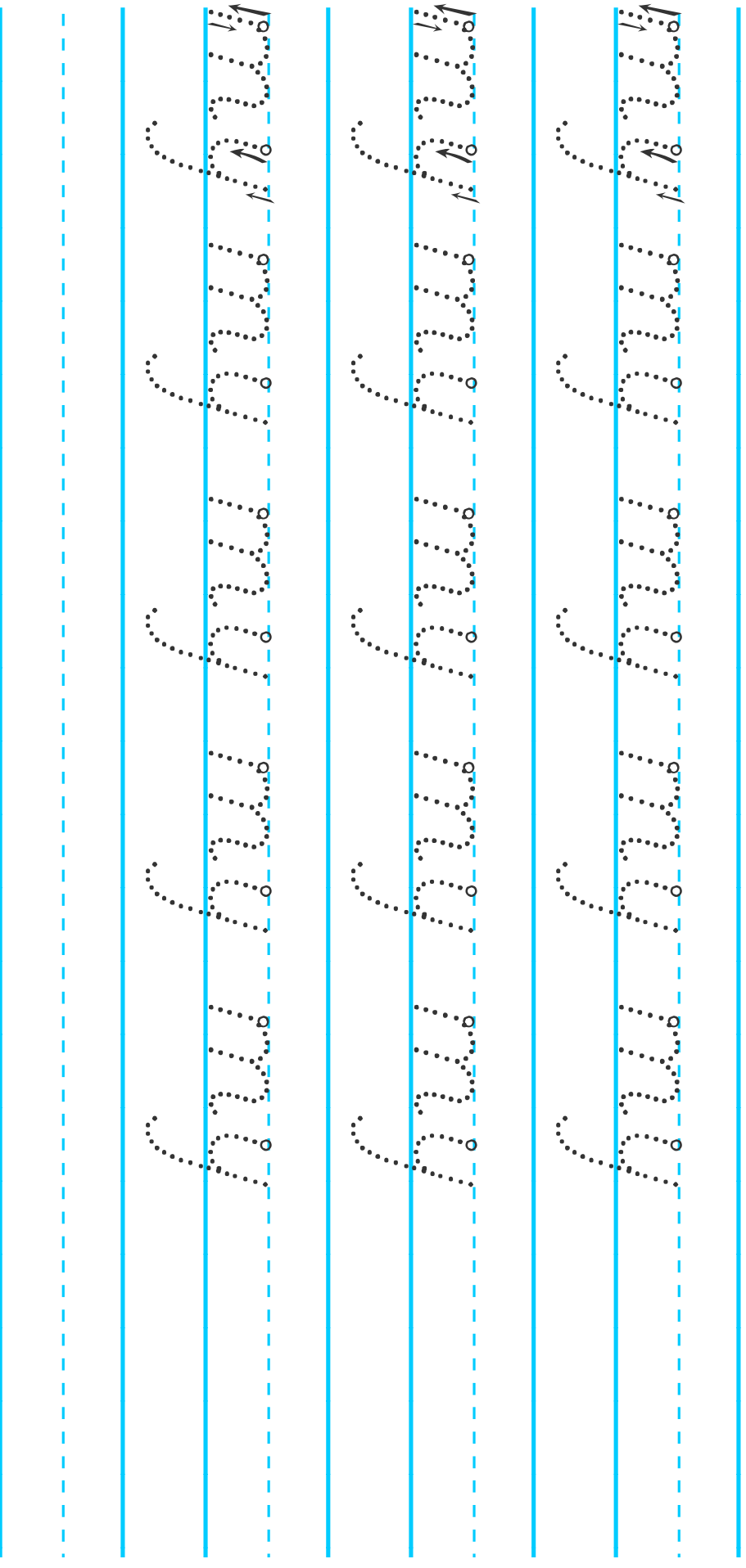
igh



Student Name _____

Date _____

Let's Practice: my



Watch this amazing 5 minute video on the best way to teach reading - visit www.ReadingKEY.com

Materials provided from your friends at www.handwritingworksheets.com

Now it is your turn! You will draw and label what a ladybug eats. Then write 3 sentences about what ladybugs eat.

**If you don't have access to the online resources, write what you do know about what a ladybug eats.*



All About Ladybugs

1. Ladybugs eat aphids.

2. _____

3. _____

Now it is your turn! Write 3 sentences about interesting facts about ladybugs.

**If you don't have access to the online resources, write what you do know about a ladybug.*




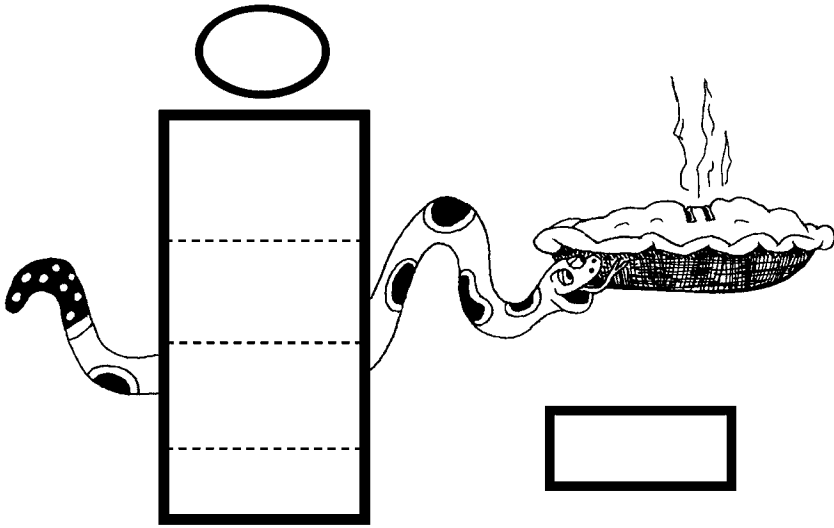
All About Ladybugs

1. A ladybug's spots fade over time.

2. _____

3. _____

Read the words. Write them in the correct 'ie' sound.



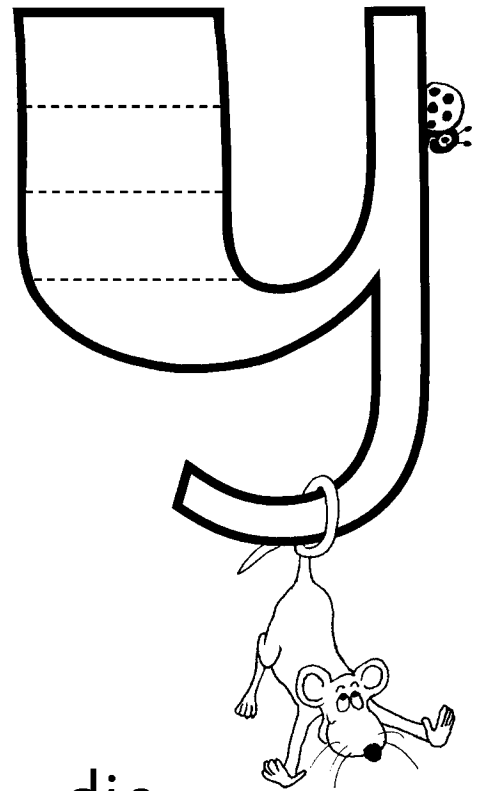

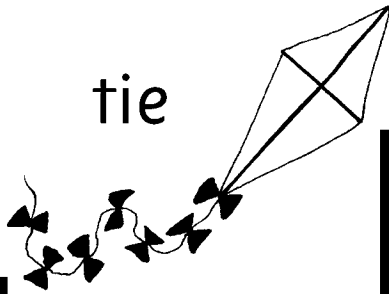
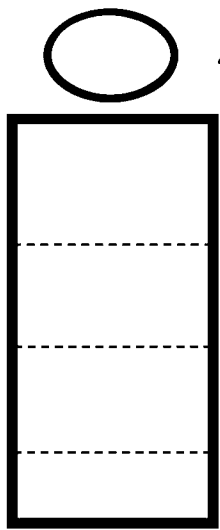
pie
night
fly
time

light

kite

my

tie

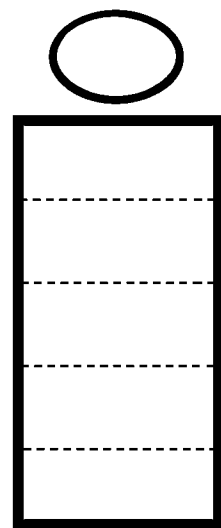


lie


right

like

sky



die



Sight Word of the Day

be

Write it 2 times

Write it in a sentence.


Draw a picture of your sentence.

Now it is your turn! Choose to write a fiction story or a nonfiction story about a ladybug.

Circle your choice:

fiction

nonfiction





Work Page

ISD Grade Level: Kindergarten
ISD Content: Social Studies
Week: April 27 - May 1



Helpers


My name is

I'm in class

01. What do they do?

01. She is a ...

- teacher
- doctor
- dentist



04. He is a ...

- waiter
- firefighter
- mail carrier



07. She is a ...

- doctor
- nurse
- teacher



10. She is a ...

- secretary
- mail carrier
- teacher



02. He is a ...

- nurse
- barber
- waiter



05. He is a ...

- waiter
- coach
- doctor



08. He is a ...

- firefighter
- dentist
- coach



11. He is a ...

- policeman
- waiter
- teacher



03. He is a ...

- secretary
- doctor
- mail carrier

06. He is a ...

- policeman
- firefighter
- teacher




09. He is a ...

- dentist
- barber
- nurse



Name: _____

My Community Helper



Tools My
Helper Uses

One Job My
Helper Does





Work Page

ISD Grade Level: Kindergarten
ISD Content: Math
Week: April 27 - May 1



Choice Board

Week of April 27, 2020

Kindergarten/ Math

Play a game of War, Old Maid, Uno, or Crazy Eights.



Take a walk and count your steps.



Name some things that are shaped like spheres.



Look for pennies and count to see how many you found.




Use different coins or other small items to make a pattern (e.g., dime, dime, penny, dime, dime).



Practice counting on from numbers. Can you count on starting at 6 or 9 or 15?

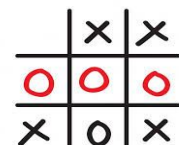
Roll 2 dice. Add the number of dots on both. Play with a friend to see who rolls more dots on each turn.



What day of the week is today? What day was yesterday? What day is tomorrow?


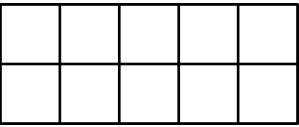
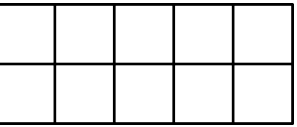

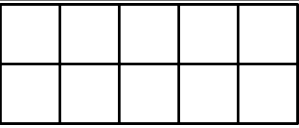
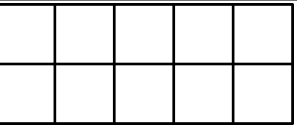

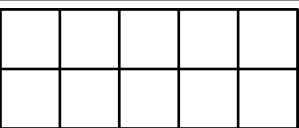
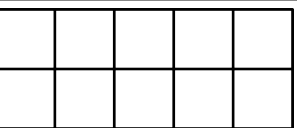
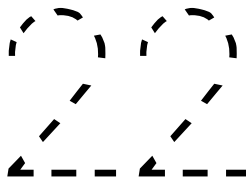
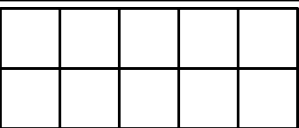
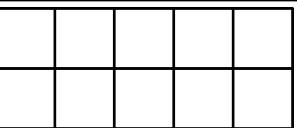
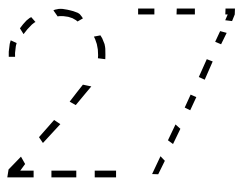
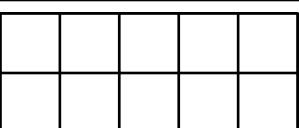
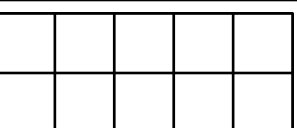

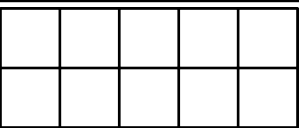
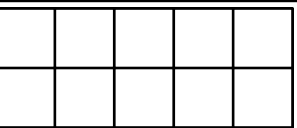



Play Tic-Tac-Toe. Talk about your strategy for placing your X or O.



Name _____

Use what you know about ten frames to fill out the columns below.

Trace the number	Fill In the Ten Frames to Match		Count the parts
			____ tens ____ ones
			____ tens ____ ones
			____ tens ____ ones
			____ tens ____ ones
			____ tens ____ ones
			____ tens ____ ones



Addition Practice

Worksheet 2

Add.

$$\begin{array}{r} 0 \\ + 1 \\ \hline \end{array}$$

$$\begin{array}{r} 5 \\ + 0 \\ \hline \end{array}$$

$$\begin{array}{r} 3 \\ + 1 \\ \hline \end{array}$$

$$\begin{array}{r} 2 \\ + 0 \\ \hline \end{array}$$

$$\begin{array}{r} 3 \\ + 0 \\ \hline \end{array}$$

$$\begin{array}{r} 1 \\ + 2 \\ \hline \end{array}$$

$$\begin{array}{r} 2 \\ + 2 \\ \hline \end{array}$$

$$\begin{array}{r} 4 \\ + 1 \\ \hline \end{array}$$

$$\begin{array}{r} 0 \\ + 5 \\ \hline \end{array}$$

$$\begin{array}{r} 1 \\ + 4 \\ \hline \end{array}$$

$$\begin{array}{r} 3 \\ + 2 \\ \hline \end{array}$$

$$\begin{array}{r} 2 \\ + 1 \\ \hline \end{array}$$

$$\begin{array}{r} 4 \\ + 0 \\ \hline \end{array}$$

$$\begin{array}{r} 5 \\ + 0 \\ \hline \end{array}$$

$$\begin{array}{r} 0 \\ + 0 \\ \hline \end{array}$$

$$\begin{array}{r} 1 \\ + 1 \\ \hline \end{array}$$

$$\begin{array}{r} 2 \\ + 2 \\ \hline \end{array}$$

$$\begin{array}{r} 3 \\ + 0 \\ \hline \end{array}$$


$$\begin{array}{r} 4 \\ + 1 \\ \hline \end{array}$$

$$\begin{array}{r} 1 \\ + 3 \\ \hline \end{array}$$

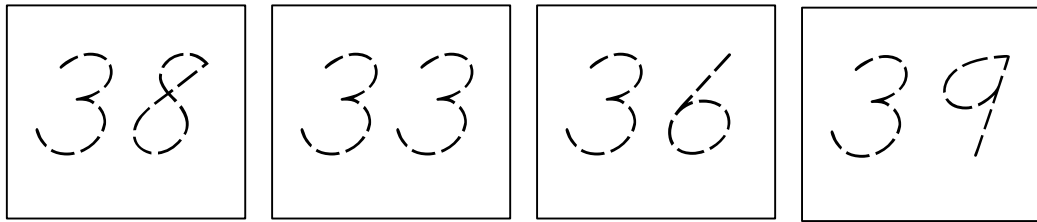
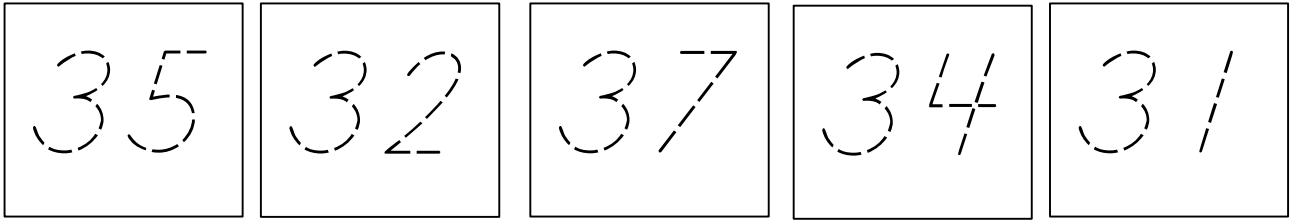
$$\begin{array}{r} 0 \\ + 3 \\ \hline \end{array}$$

$$\begin{array}{r} 2 \\ + 0 \\ \hline \end{array}$$

$$\begin{array}{r} 3 \\ + 1 \\ \hline \end{array}$$



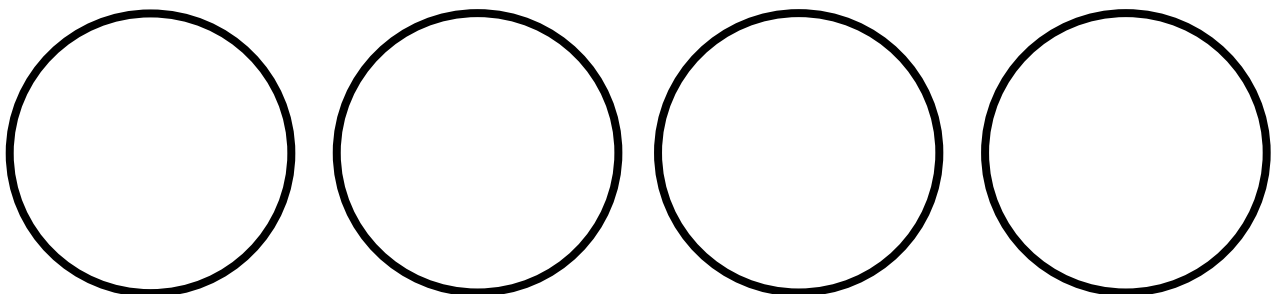
Trace the numbers below.



Write the numbers in the correct order.

--	--	--	--	--	--	--	--	--

Draw 35 dots. Can you draw them in 3 groups of 10 and 5 more?



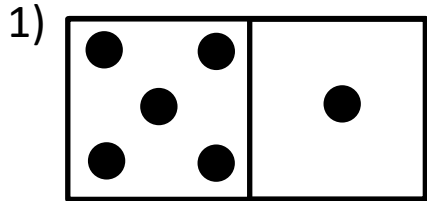
Name _____

Date _____

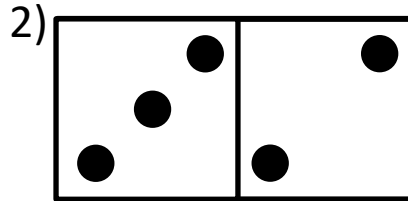


DOMINO ADDITION SHEET 4

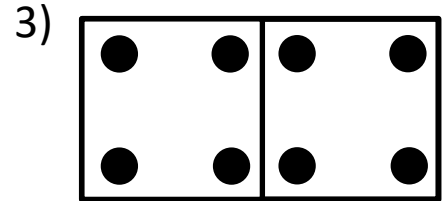
Count the number of dots on each domino and fill in the total.



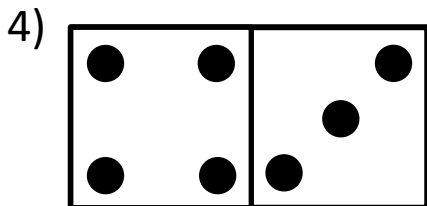
___ + ___ = ___



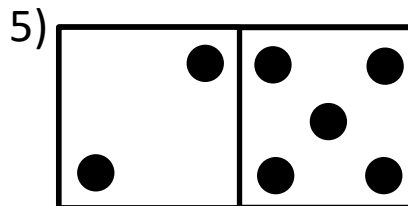
___ + ___ = ___



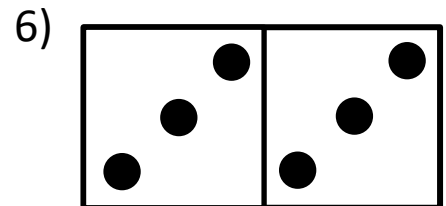
___ + ___ = ___



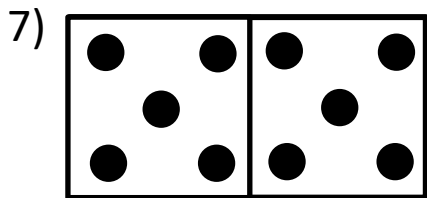
___ + ___ = ___




___ + ___ = ___



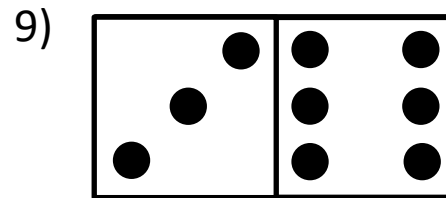
___ + ___ = ___




___ + ___ = ___




___ + ___ = ___



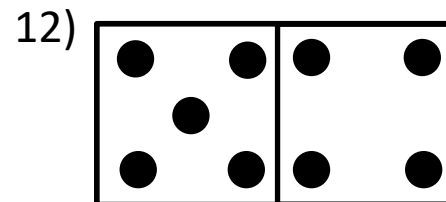
___ + ___ = ___



___ + ___ = ___

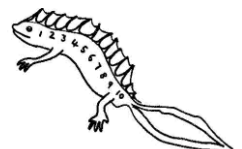


___ + ___ = ___



___ + ___ = ___

Shade the dominoes which have a total of 10.



Name: _____

Write Missing Numbers

10				14
20				
				29
35				

COLOR BY SUM

Add. Then color all the sums using the color key below.

1 = Green

2 = Red

3 = Blue

4 = Yellow

5 = Orange

UNDER THE WAVES

$2 + 1$

$5 + 0$

$2 + 2$

$0 + 3$

$1 + 3$

$1 + 0$

$1 + 0$

$3 + 1$

$3 + 0$

$0 + 4$

$2 + 2$

$1 + 1$

$1 + 3$

$1 + 2$

$4 + 0$

$2 + 1$

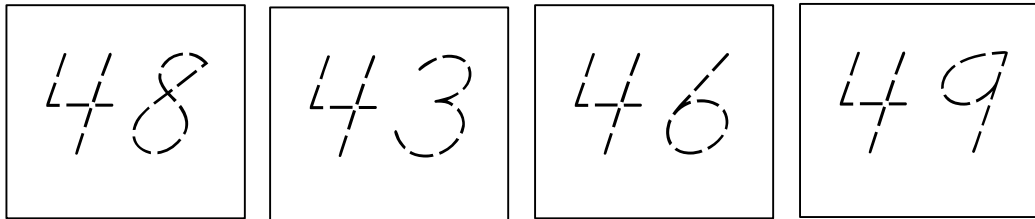
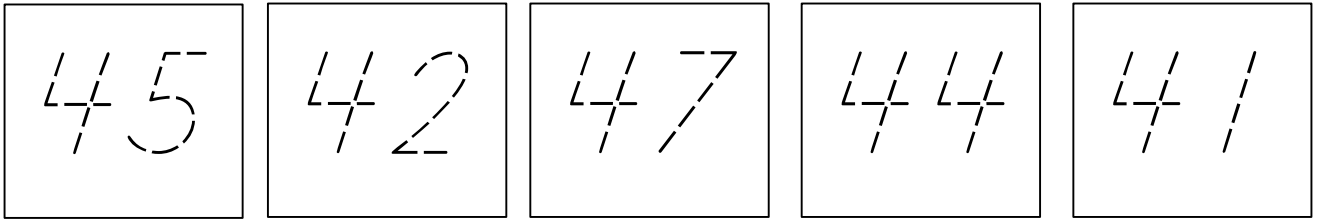
$3 + 2$

$0 + 1$

$2 + 2$

$1 + 3$

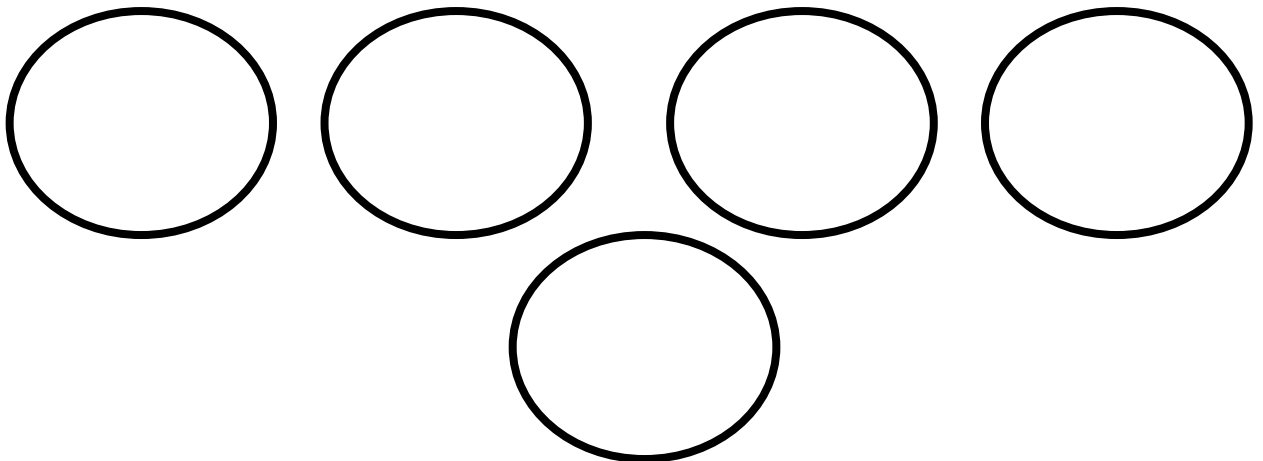
Trace the numbers below.



Write the numbers in the correct order.

--	--	--	--	--	--	--	--	--


Draw 45 dots. Can you draw them in 4 groups of 10 and 5 more?







Minion Addition



Add the minions. Then write the answer in the box.





+




+





+




+




+




+



+




+




Name _____ Date _____


Write each missing number.




1				5					10
---	--	--	--	---	--	--	--	--	----




11				15					20
----	--	--	--	----	--	--	--	--	----



21				25					30
----	--	--	--	----	--	--	--	--	----



31				35					40
----	--	--	--	----	--	--	--	--	----



41				45					50
----	--	--	--	----	--	--	--	--	----

How to Play

Each player will solve the addition problem.
The answer is how many spaces the player will move. To start each player must solve their first problem.

Player 1- 1+2

Player 2- 1+1

Player 3- 2+2

Player 4- 2+3

Start

$2+1$

$4+4$

$3+1$

$2+3$

$4+2$

$5+0$

$5+1$

$4+3$

$2+2$

$1+7$

$0+5$

$3+1$

$2+2$

$1+3$

$0+5$

$3+3$

$1+2$

$5+0$

$2+3$

$1+1$

$3+3$

$4+2$

$1+4$

$4+2$

$3+5$

$2+6$

$2+3$

Finish

$1+1$

$2+4$

$5+2$

$3+3$

$2+3$

$2+2$

$1+3$

$3+2$

$2+2$

$1+2$



Work Page

ISD Grade Level: Kindergarten
ISD Content: Science
Week: April 27 - May 1



Draw and write about each type of Earth material.

soil

water





Earth
Materials

sand

rocks

Earth Material Checklist : Yard Exploration

At the bottom, pick two materials you found and write one sentence about the differences you noticed or touched.

Materials	Did you find it?		How did it feel?			
	<input type="checkbox"/> Yes	<input type="checkbox"/> No	<input type="checkbox"/> Hot	<input type="checkbox"/> Warm	<input type="checkbox"/> Cool	<input type="checkbox"/> Cold
	<input type="checkbox"/> Yes	<input type="checkbox"/> No	<input type="checkbox"/> Hot	<input type="checkbox"/> Warm	<input type="checkbox"/> Cool	<input type="checkbox"/> Cold
	<input type="checkbox"/> Yes	<input type="checkbox"/> No	<input type="checkbox"/> Hot	<input type="checkbox"/> Warm	<input type="checkbox"/> Cool	<input type="checkbox"/> Cold
	<input type="checkbox"/> Yes	<input type="checkbox"/> No	<input type="checkbox"/> Hot	<input type="checkbox"/> Warm	<input type="checkbox"/> Cool	<input type="checkbox"/> Cold

Name _____ Date _____



Share What You Know


Draw a picture of soil.

A large, empty rectangular box with a thin black border, intended for a student to draw a picture of soil.

The best thing about dirt is

Facts about soil:

Draw and write about the rocks you found and how you sorted them.



Four sets of primary-ruled writing lines, each consisting of a solid top line, a dashed middle line, and a solid bottom line.



Work Page