

ISD Grade Level: Kindergarten
ISD Content: ELA
Week: May 4-May 8



Choice Board

Kindergarten/ ELA

<p>Write a thank you note to someone who has helped you.</p>	<p>Write your tricky words in a pan of salt or sugar.</p>	<p>Play a board game with someone then retell what happened at the beginning, middle, and end.</p>
<p>Read your favorite book under your covers with a flashlight.</p>	<p>Make a list of things you can do on a rainy day.</p>	<p>Find as many things around your house that rhyme with cat and write them down.</p>
<p>Have someone at your house write cvc words with white crayon on white paper. Paint over them to reveal magic words. Read them.</p>	<p>Post CVC words on the wall in random order. Throw a very soft ball or sock at the wall. Read the word you hit.</p>	<p>Rainbow write tricky words using crayons, colored pencils or whatever is available</p>

Name _____

Read and find!

Read the word. Find the picture that matches the word. Colour it!


cub



bud



jug


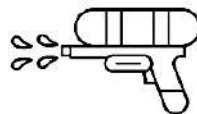


sum




$$\begin{array}{r} 3 \\ 2 \\ \hline 5 \end{array} +$$

gun




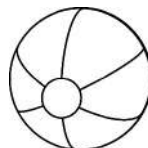
bus



cut



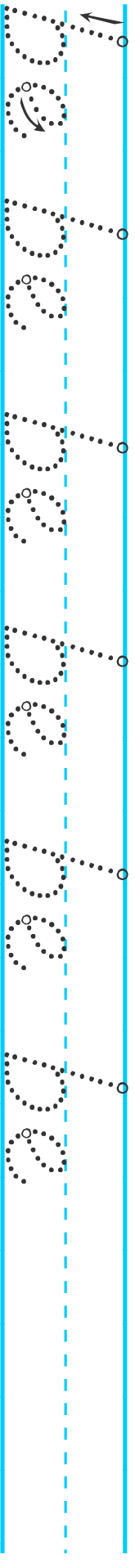
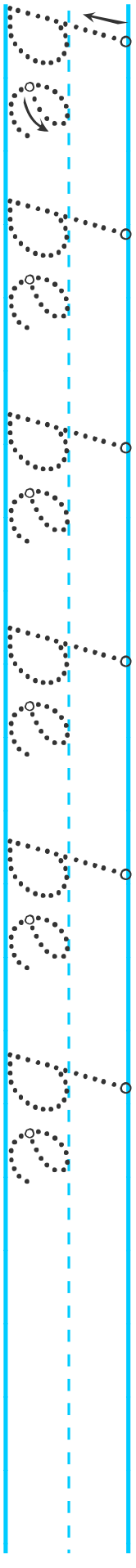
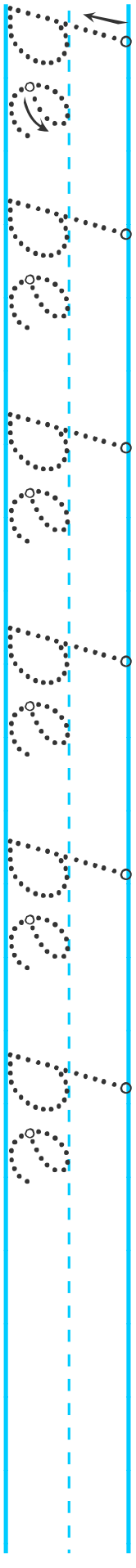
tux



Student Name _____

Date _____

Let's Practice: be




Watch this amazing 5 minute video on the best way to teach reading - visit www.ReadingKEY.com

Materials provided from your friends at www.handwritingworksheets.com

Now it is your turn! You will draw and label a picture of a squirrel. Then write 4 sentences about how a squirrel looks.

**If you don't have access to the online resources, write what you do know about a squirrel.*



All About Squirrels

1. Squirrels have four legs.


2. _____

3. _____

4. _____

Now it is your turn! You will draw and label a picture of a woodland. Then write 4 sentences about the woodland habitat.

**If you don't have access to the online resources, write what you do know about woodlands or forests.*




All About Squirrels

1. A squirrel can live in a woodland habitat.

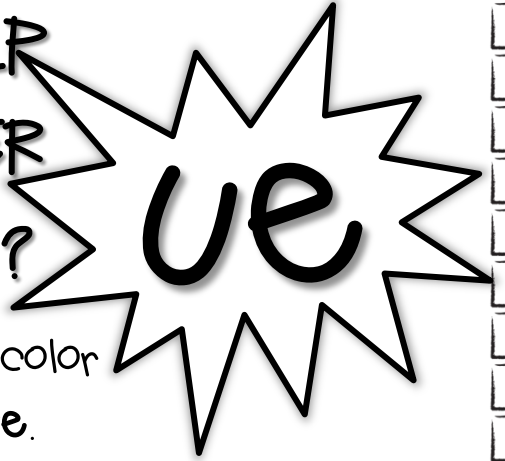
2. _____

3. _____

4. _____



CAN YOU HELP
SUPER COOPER
FIND THE U?



Color the words any color
with /ue/ as in blue.

sun	rescue	root	hue	rule
bust	glue	mule	true	few
rule	duel	tune	sue	pool
bump	blue	book	duel	new
cup	clue	root	cruel	snug
room	argue	due	statue	hook

NAME _____



Sight Word of the Day

by


Write it 2 times

Write it in a sentence.

Draw a picture of your sentence.

Now it is your turn! You will draw and label what a squirrel eats. Then write 4 sentences about what squirrels eat.

**If you don't have access to the online resources, write what you do know about what a squirrel eats.*



All About Squirrels


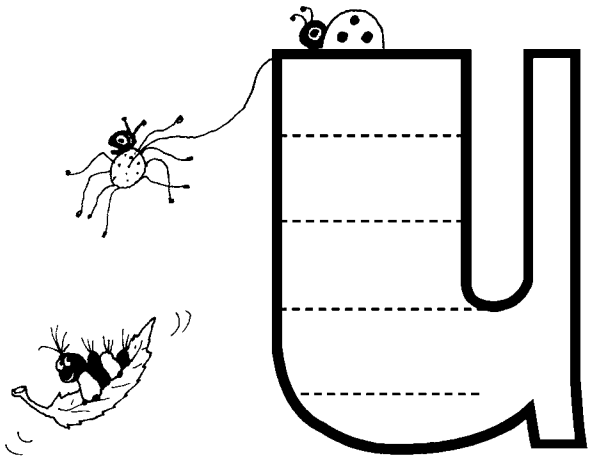
1. Squirrels eat pine cones.

2. _____

3. _____

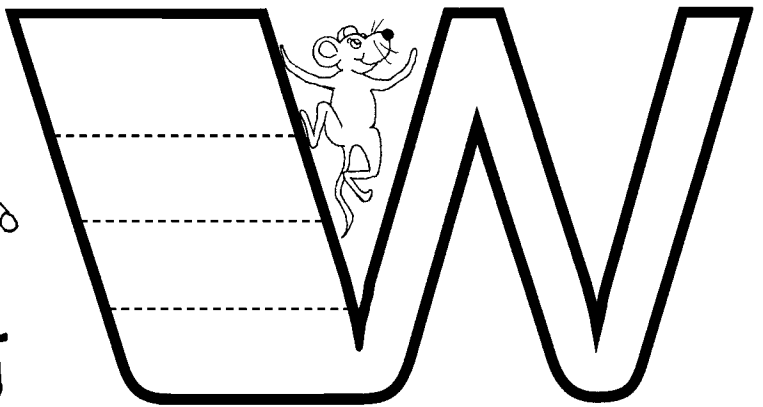


4. _____

Read the words. Write them in the correct 'ue' sound.

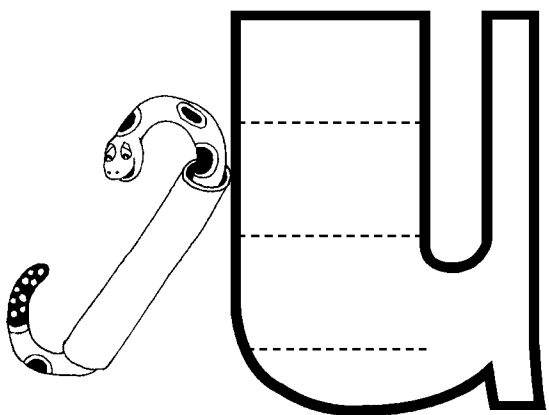


statue
few
cube
Tuesday


stew
rescue
tube
blue



new



tune



Student Name _____

Date _____

Let's Practice: by

The handwriting practice section consists of three rows of blue-lined paper. Each row has a solid top line, a dashed middle line, and a solid bottom line. The first row contains the word 'by' written in dotted lines, repeated six times. Each 'by' has a small circle at the top of the 'y' with an arrow pointing down and to the left, indicating the stroke direction. The second row is identical to the first. The third row contains only the blue lines for independent practice.

Watch this amazing 5 minute video on the best way to teach reading - visit www.ReadingKEY.com

Materials provided from your friends at www.handwritingworksheets.com

Now it is your turn! Write 3 sentences about interesting facts about squirrels.

**If you don't have access to the online resources, write what you do know about a squirrel.*



All About Squirrels

1. Squirrels have a good sense of smell.

2. _____


3. _____

Now it is your turn! Choose to write a fiction story or a nonfiction story about a squirrel.

Circle your choice:

fiction

nonfiction

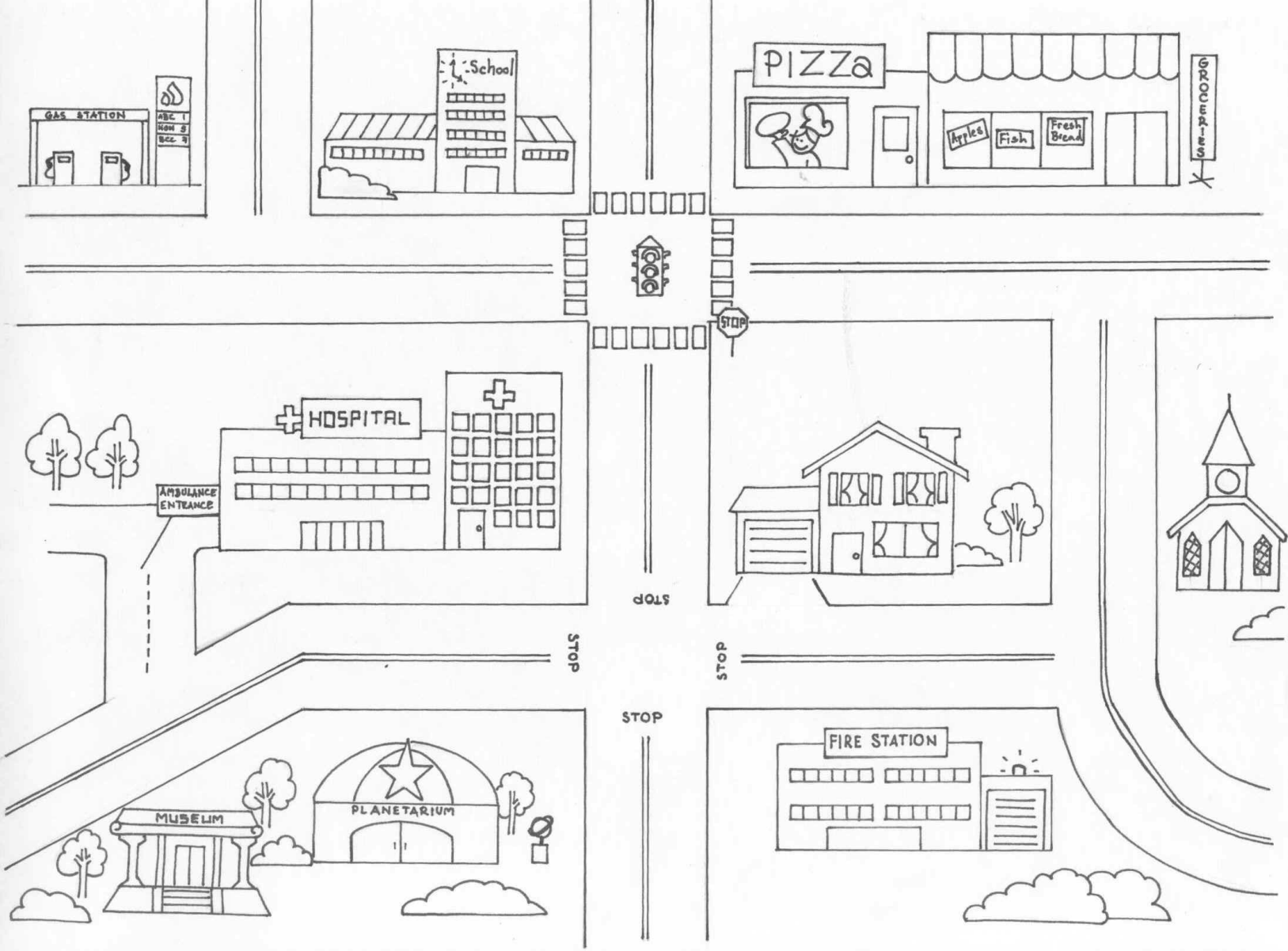




Work Page

ISD Grade Level: Kindergarten
ISD Content: Social Studies
Week: May 4 - May 8



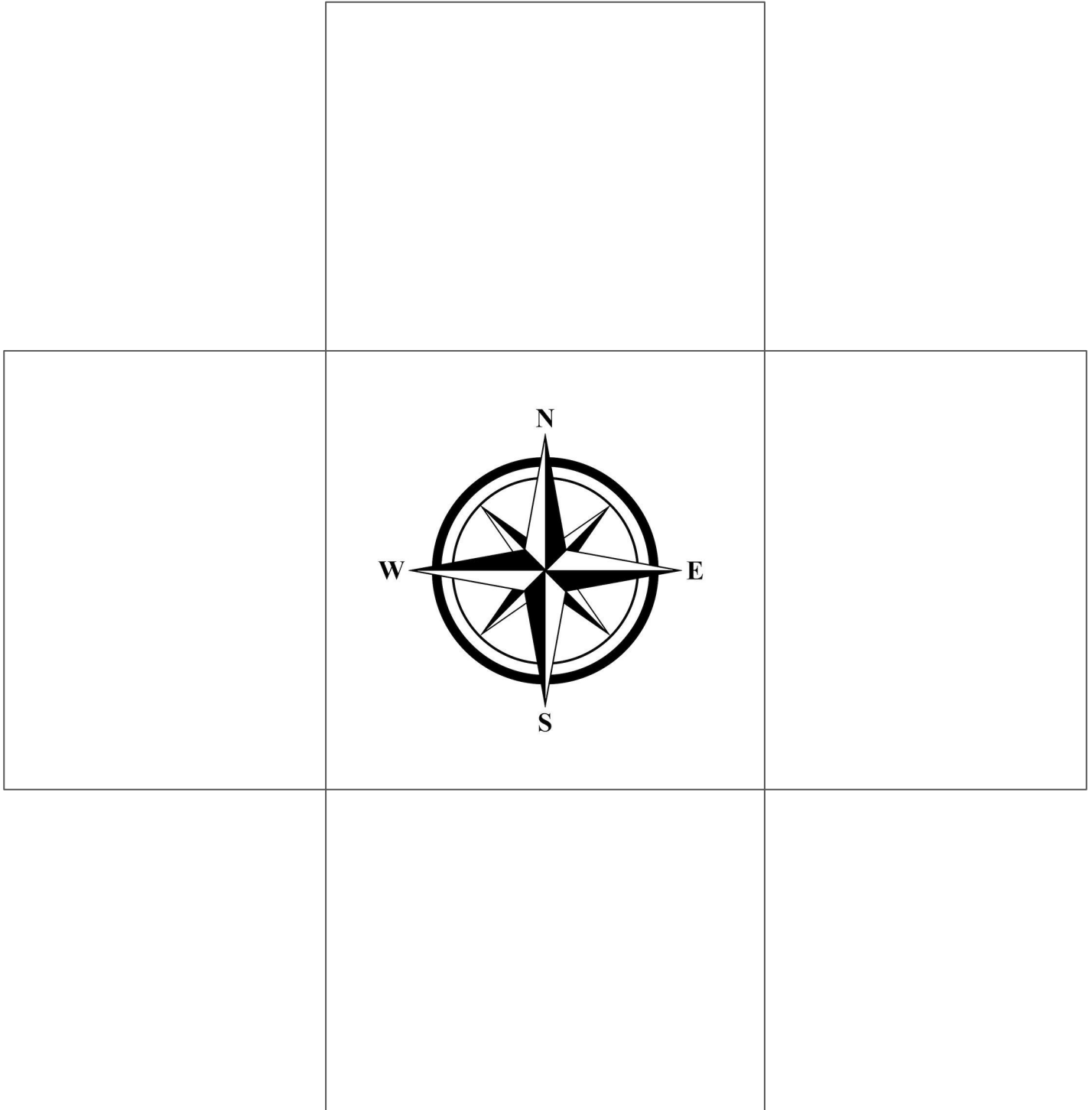


Follow Directions Using the Map

- Find the house on the map. Color it the same color as your house.
- Choose another color to draw a path from your house to get some pizza.
- Choose another color to draw a path from your house to the hospital.
- Choose another color to draw a path to one of the other locations on the map.

Name:

Directions: Stand somewhere inside or outside. Then, use the compass to draw in the boxes what you see to the North, South, East and West.





Work Page

ISD Grade Level: Kindergarten
ISD Content: Math
Week: May 4 - May 8



Choice Board

Week of May 4, 2020

Kindergarten/ Math

Count how many times you can hop on one foot. Count how many times you can bounce a ball.



Pick a toy. Find 3 things that are longer than that toy. Name something shorter than that toy.




Draw 3 things that are shaped like triangles.




Play "I Spy" for shapes. "I Spy a circle or triangle or cube or sphere..."



Gather 5 different objects. Order them from shortest to longest.



Pick a number card. Tell how many is one more. Tell how many is one less.



Every person has 10 toes. If you counted the toes on 6 people, how many toes would there be? How many toes for 8 people?



Have someone tell you a number from 1-20. Count out that many of something (cereal, toothpicks, pennies...).



Play a math game at

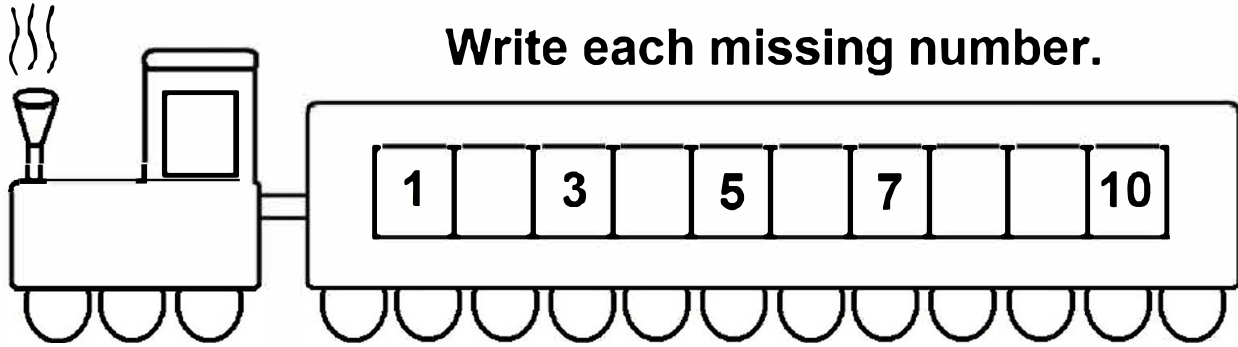
<http://pbskids.org>

/

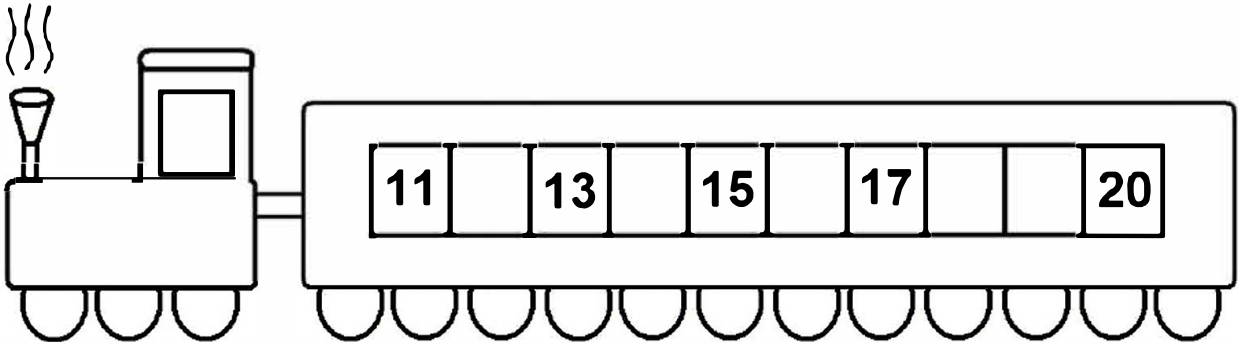
[games/math/](http://pbskids.org/games/math/)

Name _____ Date _____

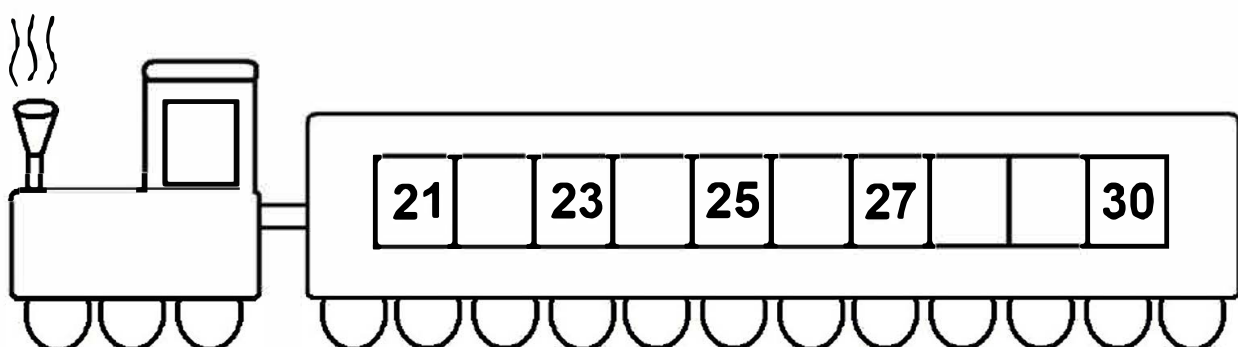
Write each missing number.



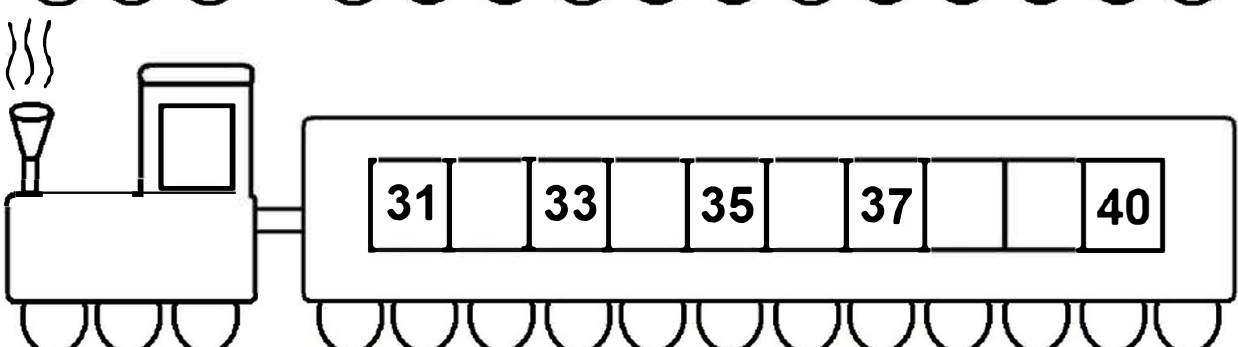
1 3 5 7 10



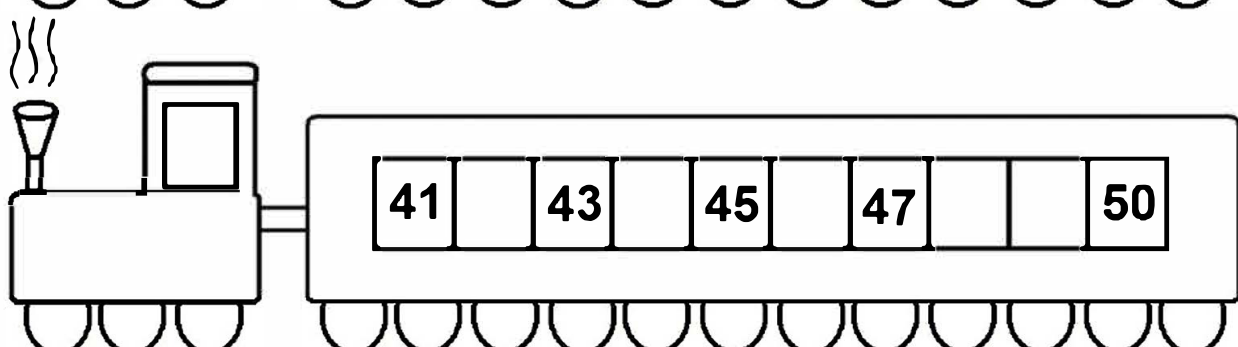
11 13 15 17 20



21 23 25 27 30



31 33 35 37 40




41 43 45 47 50

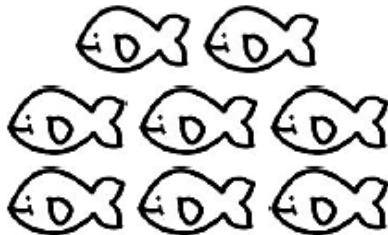
SUBTRACTION to 10

Directions: Read the number sentence.

Cross out the fish you need to subtract. Write the difference.




$$6 - 3 =$$



$$8 - 1 =$$




$$3 - 2 =$$



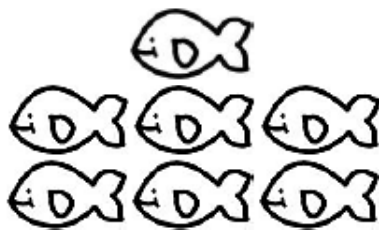
$$9 - 5 =$$



$$5 - 4 =$$



$$10 - 6 =$$



$$7 - 1 =$$

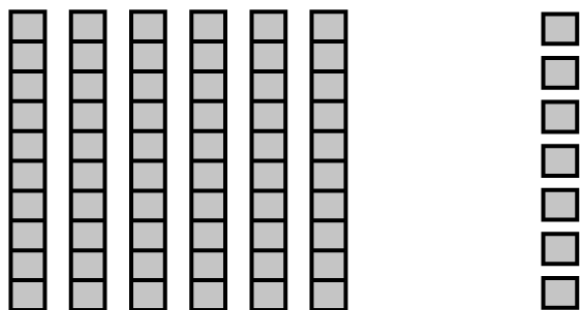


$$4 - 2 =$$



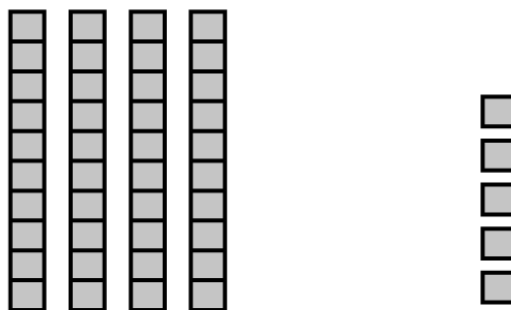
$$2 - 0 =$$

Tens and Ones



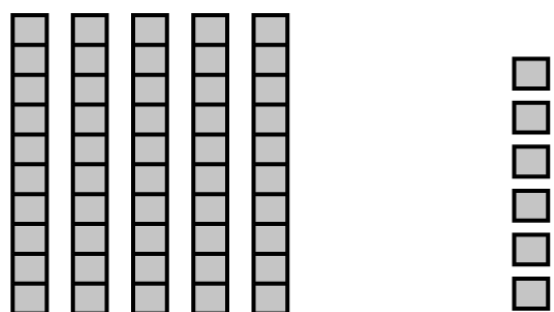
Tens Ones

Number



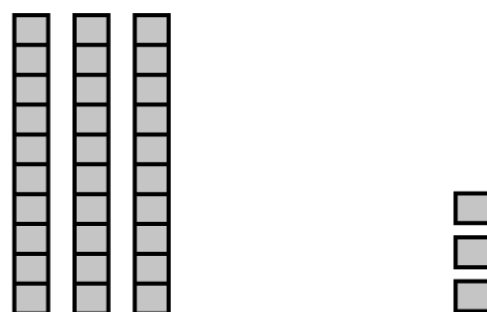
Tens Ones

Number



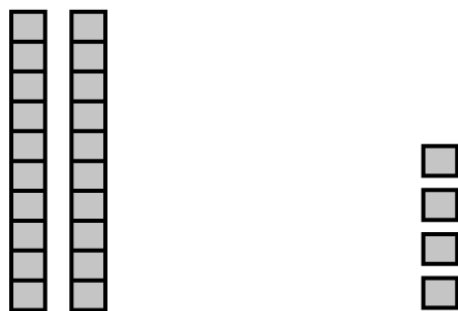
Tens Ones

Number



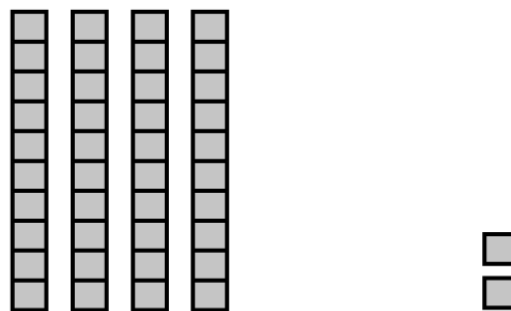
Tens Ones

Number



Tens Ones

Number










Tens Ones

Number

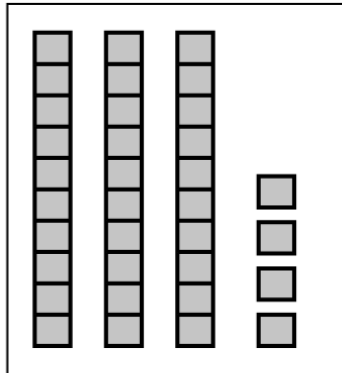
Yummy Subtraction!

Cross out the correct number of snacks to solve each problem.

$3 - 2 = \boxed{1}$	
$5 - 3 = \boxed{}$	
$4 - 1 = \boxed{}$	
$5 - 4 = \boxed{}$	
$2 - 2 = \boxed{}$	
$4 - 3 = \boxed{}$	
$5 - 1 = \boxed{}$	

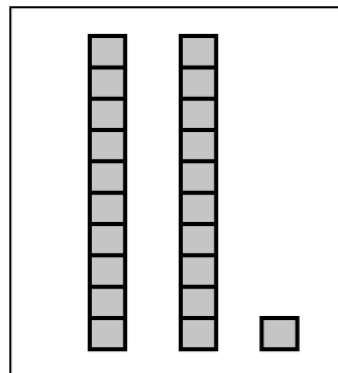
Tens and Ones

Write how many.



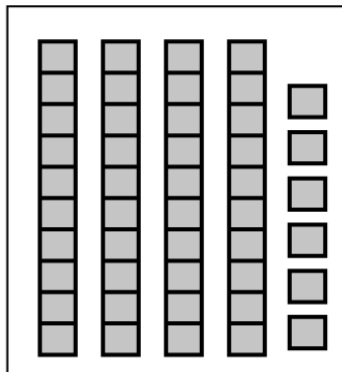
Tens	Ones
3	4

Number
34



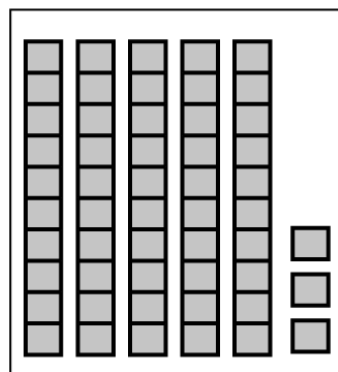
Tens	Ones

Number



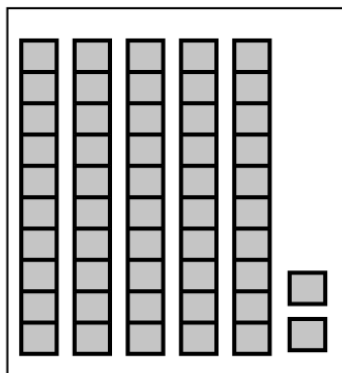
Tens	Ones

Number



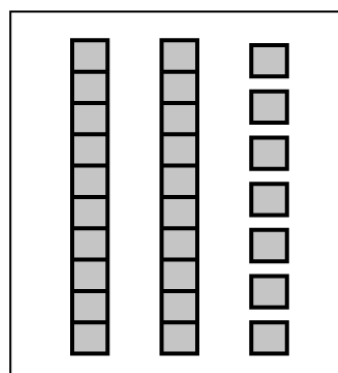
Tens	Ones

Number



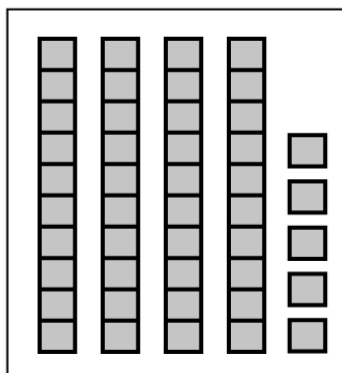
Tens	Ones

Number



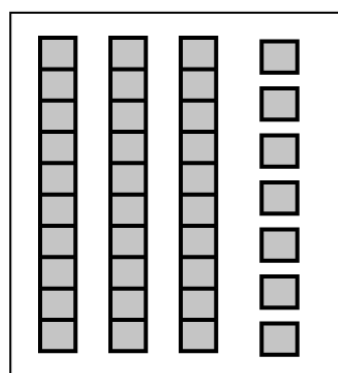
Tens	Ones

Number





Tens	Ones

Number




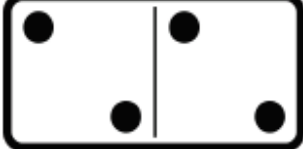


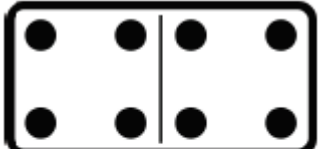
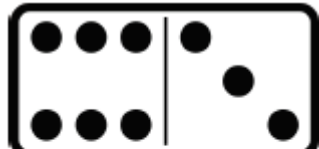





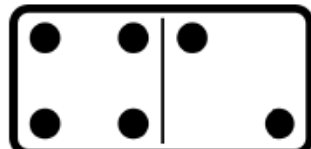
Tens	Ones

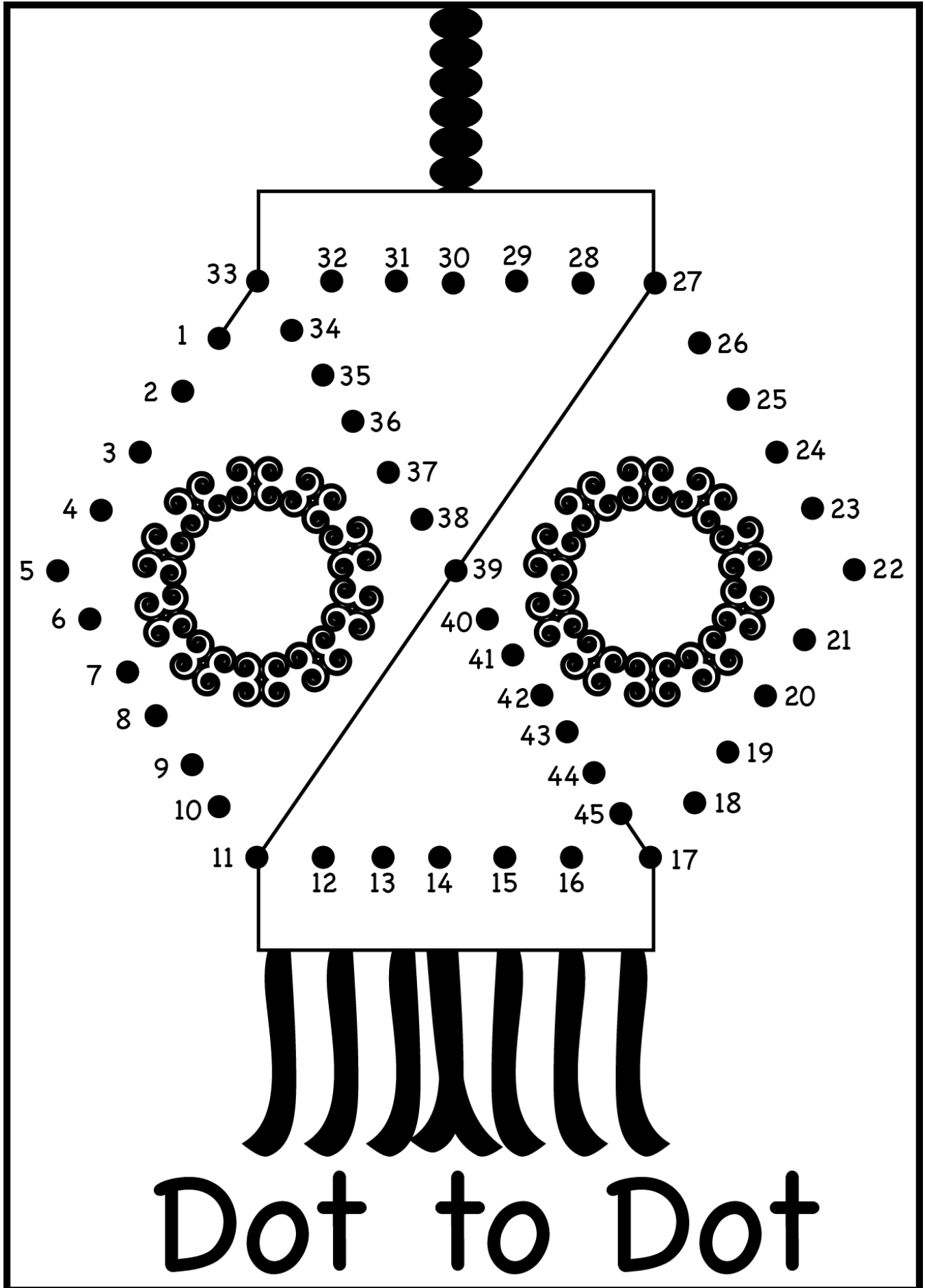
Number



Domino Subtraction

Directions: Use the pictures to find the difference.

 $5 - 3 = \underline{2}$	 $4 - 2 = \underline{\quad}$	 $7 - 1 = \underline{\quad}$
 $7 - 3 = \underline{\quad}$	 $8 - 4 = \underline{\quad}$	 $9 - 6 = \underline{\quad}$
 $10 - 4 = \underline{\quad}$	 $6 - 1 = \underline{\quad}$	 $9 - 4 = \underline{\quad}$
 $\underline{\quad} - 5 = \underline{\quad}$	 $\underline{\quad} - 2 = \underline{\quad}$	 $\underline{\quad} - 4 = \underline{\quad}$






Bug Subtraction



Directions: Solve the subtraction problems. Cut out and use the BUGS to help you.

1. $\begin{array}{r} 8 \\ - 5 \\ \hline \end{array}$	2. $\begin{array}{r} 7 \\ - 3 \\ \hline \end{array}$	3. $\begin{array}{r} 10 \\ - 4 \\ \hline \end{array}$
4. $\begin{array}{r} 9 \\ - 3 \\ \hline \end{array}$	5. $\begin{array}{r} 6 \\ - 2 \\ \hline \end{array}$	6. $\begin{array}{r} 8 \\ - 3 \\ \hline \end{array}$
7. $\begin{array}{r} 6 \\ - 3 \\ \hline \end{array}$	8. $\begin{array}{r} 10 \\ - 3 \\ \hline \end{array}$	9. $\begin{array}{r} 10 \\ - 7 \\ \hline \end{array}$



Tens and Ones

Number	Tens	Ones
27	2	7
93		
65		
74		
36		
48		
59		
81		
24		
32		

Tens and Ones

Number	Tens	Ones
56	5	6
93		
47		
28		
61		
39		
18		
72		
65		
38		


Number	Tens	Ones
25	2	5
37		
68		
73		
12		
67		
29		
46		
71		
45		




Bumblebee Subtraction

Directions: Use the ten frames to help you solve each problem.

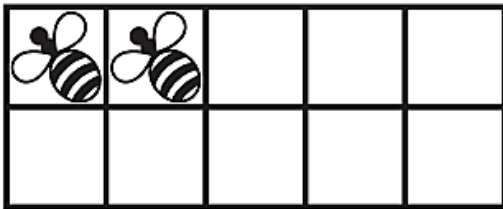
$$10 - 1 = \square$$




$$10 - 5 = \square$$




$$10 - \square = 2$$




$$10 - \square = 6$$




$$10 - 6 = \square$$




$$10 - 2 = \square$$



$$10 - \square = 7$$



$$10 - \square = 3$$





Work Page

ISD Grade Level: Kindergarten
ISD Content: Science
Week: May 4 - May 8



OUTDOOR SCAVENGER HUNT

Find as many of these items as you can. Mark off the items as you find them.



ANT

GRASS

WATER



ROCK

CLOVER

FLOWER

STICK

WORM

FEATHER

BARK

LADYBUG

LEAF



i FOUND...

SEED

DIRT



SAND

Sun VS. Shade

Circle the answer:

The shade feels: hot or cold 

 The Sun feels: hot or cold

Draw the objects you placed in the sun and in the shade. Record your observations.

Shade:

This is what I observed:

Sun

This is what I observed:



Work Page