



Math Calculation Virtual Learning **SPED Program Time**

April 6, 2020



SPED Program Math Calculation

Lesson: April 13, 2020

Learning Target:
Students will tell time using day vs. night.

Background: This is a review lesson

- Students learn to tell time by identifying day vs. night

Let's Get Started:

Watch Videos:

1. [Day vs. Night](#)
2. [Day vs. Night 2](#)

Practice #1:
What time does the picture show?

Night



DAY

Practice #2:

What time does the picture show?

Moon
at
Night



Sun
during
Day

Practice #3:

What time does the picture show?

**Night
Dark**



**DAY
Bright**

Practice on your own:

Go to this website:

[Day vs. Night Practice](#)

1. Select either computer or tablet.



2. Then follow the directions for each picture.













3. Ask your parents for help.



4. Great job!



MORE Practice on your own:

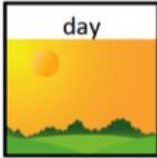
<p>When is it?</p>  <div data-bbox="454 409 598 562"><p>day</p></div> <div data-bbox="811 409 956 562"><p>night</p></div>	<p>When is it?</p>  <div data-bbox="1033 409 1178 562"><p>day</p></div> <div data-bbox="1391 409 1535 562"><p>night</p></div>
<p>When is it?</p>  <div data-bbox="454 840 598 993"><p>day</p></div> <div data-bbox="811 840 956 993"><p>night</p></div>	<p>When is it?</p>  <div data-bbox="1033 840 1178 993"><p>day</p></div> <div data-bbox="1391 840 1535 993"><p>night</p></div>

MORE Practice on your own:

When is it?



day



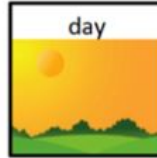
night



When is it?



day




night



When is it?



day



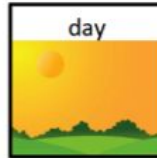
night



When is it?



day



night











Practice:

Complete this page in your packet.

Day vs. Night Practice

Circle the correct answer on each practice question.

<p>When is it?</p>  <p>day <input type="checkbox"/> night <input type="checkbox"/></p>	<p>When is it?</p>  <p>day <input type="checkbox"/> night <input type="checkbox"/></p>
<p>When is it?</p>  <p>day <input type="checkbox"/> night <input type="checkbox"/></p>	<p>When is it?</p>  <p>day <input type="checkbox"/> night <input type="checkbox"/></p>
<p>When is it?</p>  <p>day <input type="checkbox"/> night <input type="checkbox"/></p>	<p>When is it?</p>  <p>day <input type="checkbox"/> night <input type="checkbox"/></p>
<p>When is it?</p>  <p>day <input type="checkbox"/> night <input type="checkbox"/></p>	<p>When is it?</p>  <p>day <input type="checkbox"/> night <input type="checkbox"/></p>

Self Check:

Go tell someone in your home your answers.



1. Was this lesson?

- ☐ easy
- ☐ just right
- ☐ hard

2. Look outside and decide if it day or night.

