



Special Education Virtual Learning

Life Skills/CBSS/Functional Skills

Basic Reading

April 13, 2020



LS/FS Basic Reading Lesson Plans

Lesson: April 13, 2020

Learning Target:

Students will identify sight words at his/her reading level

Focus Word: AND

Background: This is a review lesson in Basic Reading Skills- Sight Words

- Students will recognize sight words at his/her reading level
- Students will be able to define the meaning of a sight word at their reading level

Let's Get Started:

1. Complete the matching activity with a parent or sibling
2. Word of the Day Song
3. [You Tube: Sight Word Song-AND](#)

Parent- Watch Student as they choose a word from column 2 that matches a word in column 1

the

you

to

I

AND

to

I

IT

you

in

it

THE

in


and

Word of the Day Song

(Sing to the tune of B-I-N-G-O)

Our focus word of the day: **AND**

There was a sight word of
the day and and was our
sight word a-n-d , a-n-d , a-n-d
and and was our Sight Word!



Practice #1

Directions- Follow the slides and complete this verbal activity.

- Parents, please read the word of the day 'AND' your student.
- Spell the word out loud and have your student repeat the letters after you, and then say the word.
- Say the word and then spell it. After each letter, make the letter sound. Then blend the sounds together to make the word 'AND'
- Discuss the meaning of 'AND' and talk about things that can be joined with the word and (see examples on slide 4). Ask your student to name at least one example.

Sight Words

And Basic Reading Skills

AND

The word **AND** is spelled

A-**N**-**D**

AND

Can you make the letter sounds?

A-N-D

Ahh-nnn-ddd

AND

AND

The word **AND** joins two things together:

Peanut Butter and Jelly

Dogs and Cats



Shoes and Socks


Can you think of two things to put together with the word **AND**?

Practice #2

Sight Word Flip Strips



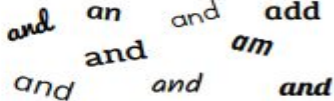


Complete this page in your packet.


Sight Word flip STRIPS					
<div></div>					
I can color the word 'and' in rainbow					
	and				
I can find and color the word 'and'.		How many boxes did you color?			
run	and	she	and	by	<div></div>
and	go	and	and	am	
to	and	I	put	and	
I can write the word 'and'.		COPYRIGHT © TERRY W. GASKETT			
and		<div></div> <div></div> <div></div>			
I can read the sentences and find the one that matches the picture.					
<input type="radio"/> A bee is red and blue.					
<input type="radio"/> A bee is white and pink.					
<input type="radio"/> A bee is black and yellow.					



Practice #3

Complete this [page](#) in your packet.

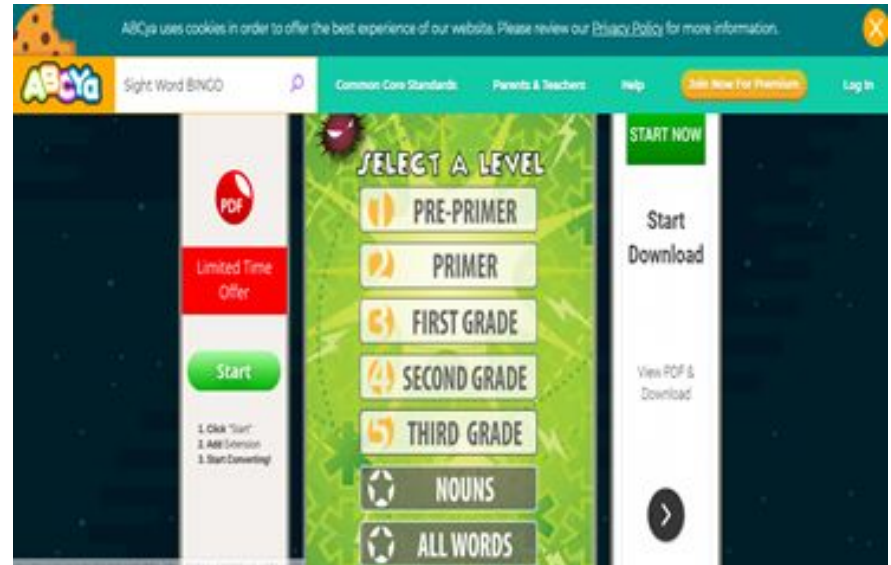
Name: _____		Word Practice		and	
Color the Word.			Trace the Word.		
					
Find and Circle the Word.					
Julie and Mark are friends. The cat is black and furry. I like to sing and play piano.					
Connect the Letters.			Write the Word.		
					
Write the Word in a Sentence.					
I like to play hide _____ seek.					

© 2016 www.myteachingstation.com  Teaching Station

MORE Practice on your own: Sight Word BINGO

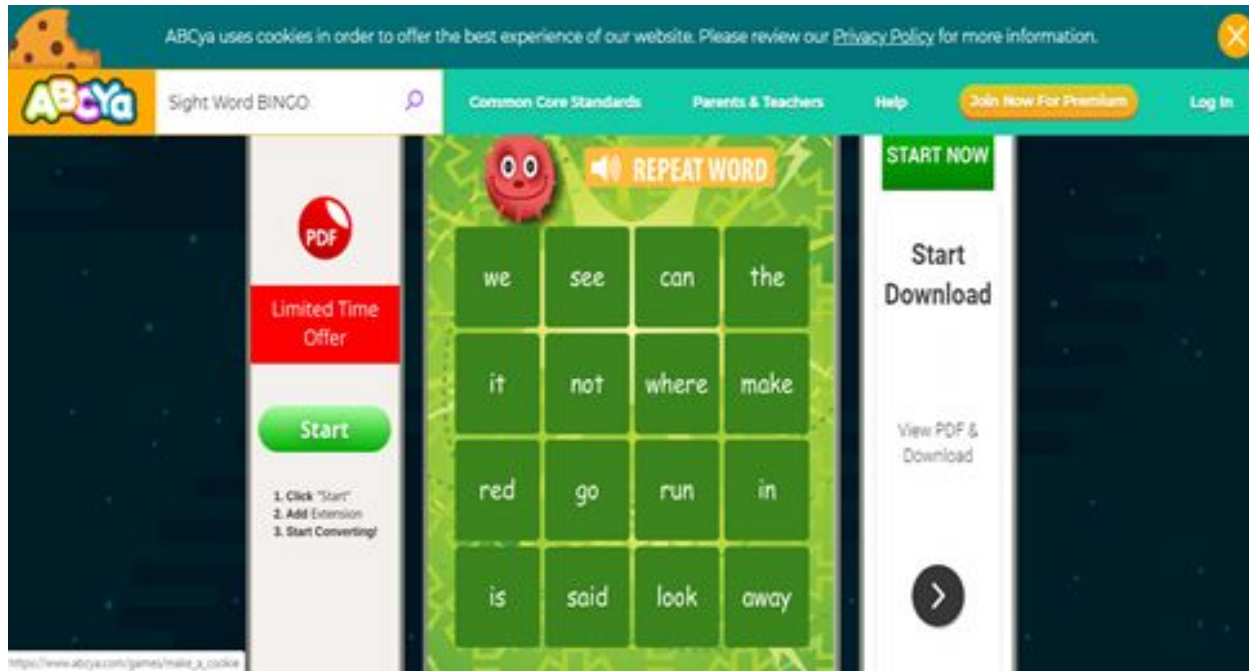
Go to this website: https://www.abcya.com/games/dolch_sight_word_bingo

1. Select GO - start with Pre-Primer level - you can work your way to higher levels.



MORE Practice on your own:

3. Pick the word that is said in the game (click repeat word if needed)
4. Choose words until you get a BINGO



Self Check:

Go tell someone in your home your answers.



1. Was this lesson?

- ☐ easy
- ☐ just right
- ☐ hard

2. Print or Look at the [List of Words](#) on the next slide- find the word '[AND](#)'. See how many of the words you already know.

Name: _____

Date: _____

Sight Word Assessment



Point to each word. Circle the words students can read by sight.

a	am	an	and	can
do	for	go	has	have
he	here	I	in	is
it	like	look	me	my
no	play	said	see	she
so	the	to	up	we

___ / 30