



Special Education Virtual Learning

Life Skills/CBSS/Functional Skills

Basic Reading/Fluency

April 23, 2020



LS/CBSS/FS Basic Reading Lesson

Lesson: April 23, 2020

Learning Target:

Students will increase basic reading skills to read a text that is instructionally appropriate (at his/her reading level)

Background: This is a review lesson in Basic Reading Skills- Fluency and Sight Word **YOU**

- Students will increase phonemic awareness by reading high frequency words (reviewing the word **YOU**).
- Students will increase phonemic awareness by demonstrating decoding skills when reading.
- Students will increase the ability to read appropriate texts with fluency (rate, accuracy, expression, appropriate phrasing).

Let's Get Started:


1. Let's review the word **YOU** with our Word of the Day song
2. Practice words on the WORD WALL (This activity could also be completed in a Notebook)

Word of the Day Song

(Sing to the tune of B-I-N-G-O)

Our focus word of the day: **You**

There was a sight word of
the day and you was our
sight word y-o-u , y-o-u , y-o-u
and you was our Sight Word!



Review word wall vocabulary

Directions- View the following words that we previously wrote on the Note Cards or Post-Its and posted in a prominent place in the home. Review the words, and say the words aloud as you point to each word.

AND

THE

IT

TO

I

YOU

IN

Reviewing the word wall

After reviewing words on your word wall, have your student point to the word 'YOU' and then also review the word 'IT' as well as the words 'THE' and 'AND'. (you can also do this in a Notebook or by viewing these slides). Have them say the words out loud as they point to the word you have said.

AND

THE

IT


TO

I

YOU

IN

Word Wall Example



yellow	my	go	book	like
where	do	so	see	ball
green	at	by	blue	they
night	am	we	had	four
house	to	red	five	eight
seven	on	one	six	nine

Practice #1

Directions- Parent, read the passage below to your student, or have them read the passage independently. Make a verbal emphasis on the word 'you' each time you come to it. Have your student follow along in the reading by following your words with their finger. If they are reading independently, you may prompt them with sounding out unknown words. After reading the passage, have your student go back and point out the word 'you' and see if they can identify all the times that the word is used.

Do you want pizza? I will get you a slice of pizza. Do you want a burger? I will get you one burger. Do you want some milk? I will get you a glass of milk.

Practice #2

Print and complete this [page](#).

Parents- for independent readers, try timing each read thru. Students should be able to read more quickly and smoothly with each practice.

©Shirley Balfanz 2016


Name _____

I Can Read !

Read the passage 3 times for Fluency.
Highlight the word: **you**
Circle the word: **get**
Underline the word: **want**

you **you** **you**

Do you want pizza?
I will get you a slice of pizza.
Do you want a burger?
I will get you one burger.
Do you want some milk?
I will get you a glass of milk.



1st Read	
2nd Read	
3rd Read	

→ Be sure to check mark each read through :)


Practice #3


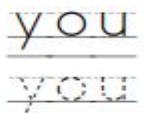

Print and complete this [page](#).

Color the word and then trace the word with a pencil. Practice reading the word and then cut the letters and paste them in the boxes. Practice writing the word to complete the sentences, and read them aloud with a parent or sibling.

Name _____

Super Star Sight Words



<p>Color the word.</p> 	<p>Trace the word.</p> 
<p>Read the word.</p> <p>You see a gift. I love you.</p>	<p>Cut and paste the word.</p> 
<p>Write the word.</p> <p>I love _____ .</p> <p>We can see _____ .</p> <p>Can _____ hug a cat?</p>	

Copyright © free4classrooms.com

o u y

Write a sentence with the word **YOU** on the back of the worksheet. Parents-you may need to help your student compose a simple sentence- write one and have them copy it, or if they are not yet writing, let them compose a sentence verbally. Have the child point to you when they read the word **YOU**.

MORE Practice on your own: Popcorn Words

Go to this website:

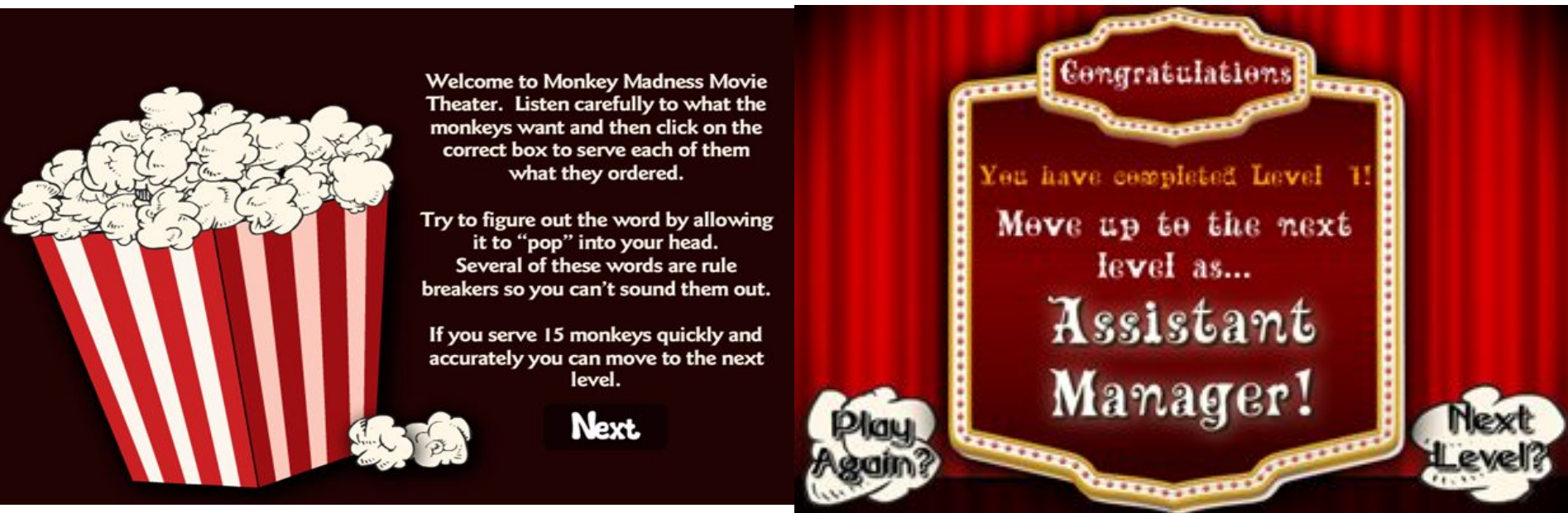
<https://www.fun4thebrain.com/English/popcornWords.html>

1. Select **Start** to start the game. Choose Level 1.



MORE Practice on your own: Sight Word Clouds

2. Click on the Word that the Monkeys ask for to see how many popcorns you can serve.
3. When you have served 15 Monkeys correctly, you can move to the next level.



MORE Practice on your own: Sight Word Smash

Go to this website:

<https://www.roomrecess.com/mobile/SightWordSmash/play.html>

1. Choose Mouse or Touch Screen



MORE Practice on your own: Sight Word Smash

2. Choose “Kinders” button

3. Use your mouse to click and smash the word brick with the word that has been spoken aloud

4. When all are correct, play again or try the next level



Self Check:

Go tell someone in your home your answers.



1. Was this lesson?

- ☐ easy
- ☐ just right
- ☐ hard


2. Look at our reading passage again and see if you can find the word **YOU**. (A parent or sibling can read the passage to the student if needed). Tell your parent what the story was about. See if you can answer the questions on the following page.

Can you answer these questions?

you

Name

1. Put the events in order. Write 1, 2, or 3 in the box.



2. I will get you a slice of _____.

- a. burger
- b. pizza
- c. pie

3. How many burgers will I get?

- a. one
- b. two
- c. three

4. I will get you a glass of _____.

- a. juice
- b. water
- c. milk