



Math Problem Solving Virtual Learning

SPED Program

April 24, 2020



Sped Program Math Problem Solving

Lesson: April 24, 2020

Learning Target:

Students will organize information into a graph

Background: This is a review lesson


Let's Get Started:

Watch Videos:





1. [BrainPOP- Tally Charts and Bar Graphs](#)
Register for a free family membership to access learning materials
2. [Creating Bar Graphs](#)

Practice #1:

Look at the information, fill in the graph




Count the shapes. Color the graph

Practice #1:


Look at the information, fill in the graph



Count the shapes. Color the graph

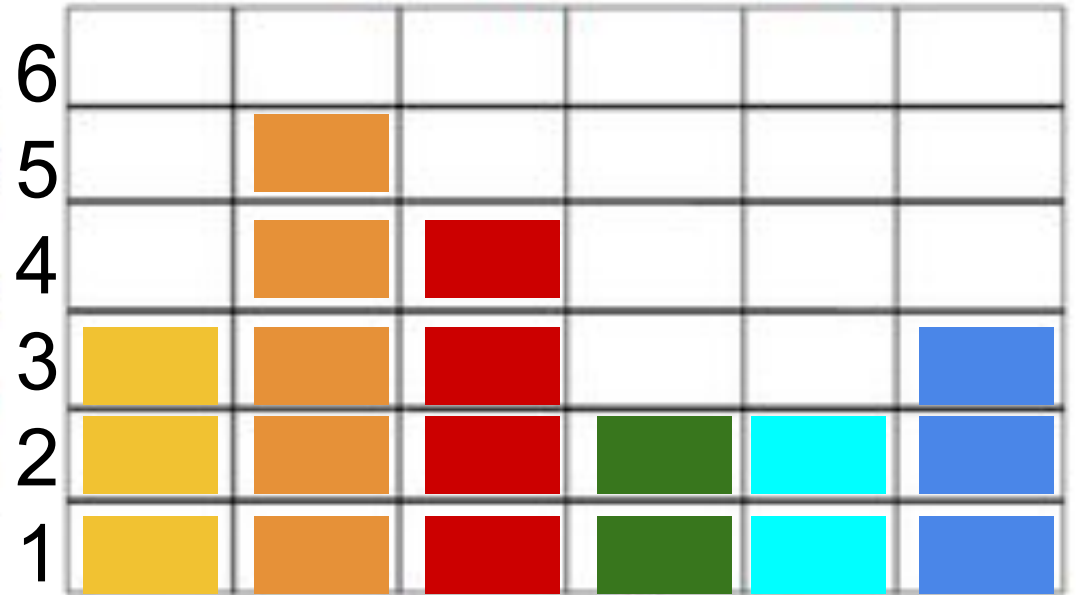
Practice #2:

Look at the information, fill in the graph



Practice #2:






Look at the information, fill in the graph

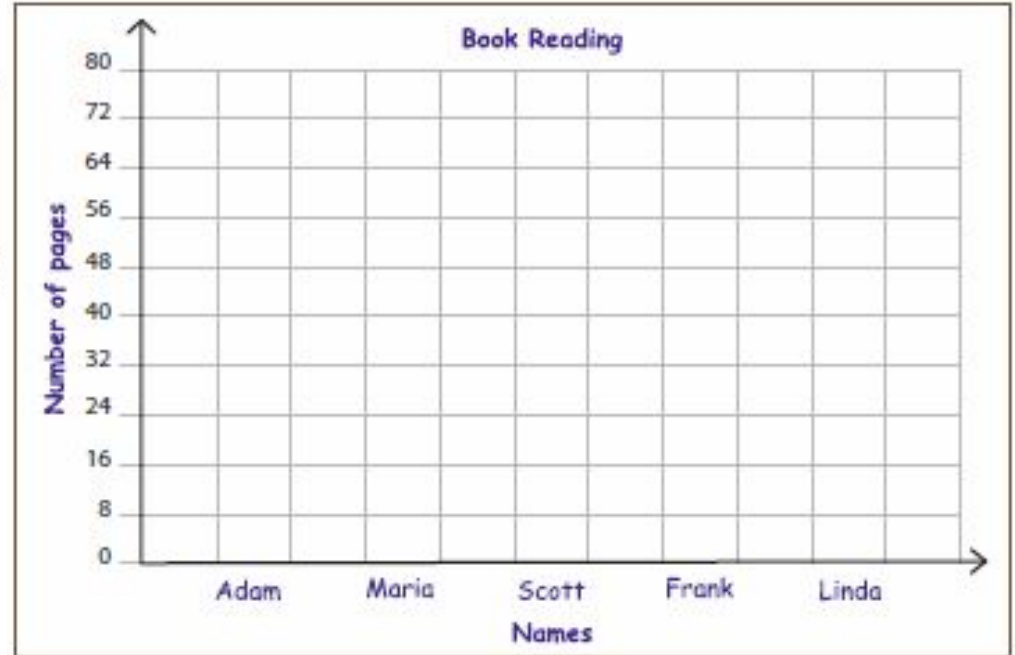


Practice #3:

Look at the information, fill in the graph

Frank, Maria, Scott, Susan and Linda walk through the library and grabbed books on each of their interest. The data shows the number of pages read by each of them. Draw a bar graph to represent the data. Answer the questions.



Adam	Maria	Scott	Frank	Linda
				
40	24	64	32	56

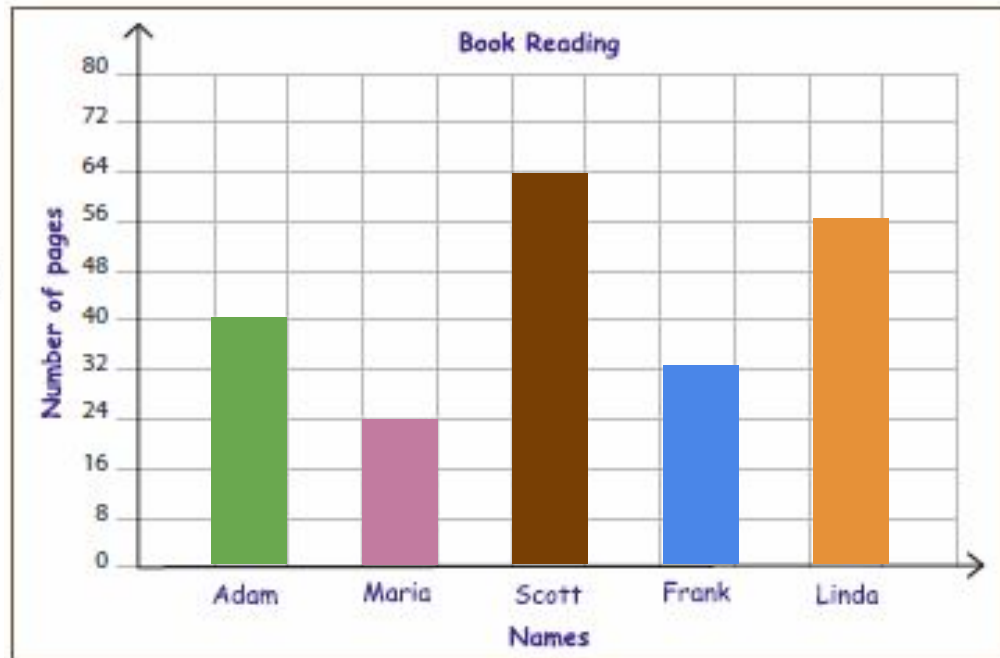


Practice #3:

Look at the information, fill in the graph

Frank, Maria, Scott, Susan and Linda walk through the library and grabbed books on each of their interest. The data shows the number of pages read by each of them. Draw a bar graph to represent the data. Answer the questions.

Adam	Maria	Scott	Frank	Linda
				
40	24	64	32	56



Practice #4:

Look at the information, fill in the graph





Practice on your own:

Go to this website:

[Fishing Pictograph](#)






1. Select either computer or tablet.
2. Click Play. Click to drop your hook. Click on the screen to where you want to move your hook to catch fish. Then answer questions about the graph
3. Ask an adult for help, if needed.
4. Great job!



MORE Practice on your own:

Go to this website:

[Bar Charts](#)

1. Select either computer or tablet. 
2. Scroll down to game. Click Play. Answer questions.
3. Ask an adult for help, if needed. 
4. Great job! 

MORE Practice on your own:

Go to this website:


[Math Data Game](#)

1. Select either computer or tablet.




2. Click Play. Follow the directions.

3. Ask an adult for help, if needed.



4. Great job!



Practice:

Complete this activity.

Graphing

Name: _____

1. Count the number of times each word appears in this week's news pages.
2. Starting at the bottom of each column, fill in the squares to match that number.

10					
9					
8					
7					
6					
5					
4					
3					
2					
1					

stress



everyone



feel



change



school counselor



Self Check:

Go tell someone in your home your answers.



1. Was this lesson?

easy

just right

hard

2. Make a graph about the furniture in your house.
(tables, chairs, couch, recliner, beds, etc.)