



Special Education Virtual Learning

Life Skills/CBSS/Functional Skills

Basic Reading

April 27, 2020



LS/FS/CBSS Basic Reading Lesson Plans

Lesson: April 27, 2020

Learning Target:

Students will identify sight words at his/her reading level

Focus Word: IN

Background: This is a review lesson in Basic Reading Skills- Sight Words

- Students will recognize sight words at his/her reading level
- Students will be able to define the meaning of a sight word at their reading level

Let's Get Started:

1. Complete the matching activity with a parent or sibling
2. Word of the Day Song
3. [YouTube: Sight Word Song-IN](#)

Parent- Watch Student as they choose a word from column 2 that matches a word in column 1

the

you

to

I

AND

to

I

IT

you

in

it

THE

in


and

Word of the Day Song

(Sing to the tune of B-I-N-G-O)

Our focus word of the day: **in**

There was a sight word of
the day and in was our
sight word i-n , i-n , i-n
and in was our Sight Word!



Practice #1

Directions- Follow the slides and complete this verbal activity.

- Parents, please read the word of the day your student.
- Spell the word out loud and have your student repeat the letters after you, and then say the word.
- Say the word and then spell it. After each letter, make the letter sound. Then blend the sounds together to make the word
- Discuss the meaning of and talk about how the word **IN** can be used (see examples on slide 4). Ask your student to name at least one example.

Sight Words

And Basic Reading Skills

IN

The word IN is spelled

I-N

IN

Can you make the letter sounds?

I-N

Click [HERE](#) to listen
the word IN

In

IN

The word **IN** tells us where something is:

I put the cookies **in** the oven.

It's yummy **in** my tummy.

The horse is **in** the barn.

Can you tell someone at home where something is by using the word **IN**?

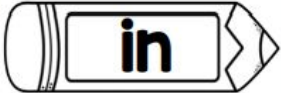




Practice #2

Sight Word Flip Strips

Print and complete this [page](#).

** Color the word IN

**Say the word as you
write it.

Sight Word flip STRIPS				
<input type="text"/>				
I can color the word 'in' in rainbow.		 		
I can find and color the word 'in'.		How many boxes did you color?		
get	in	blue	up	in
in	she	in	in	from
no	in	say	in	be
I can write the word 'in'.		COPRIGHT © TWENTY BE EQUEST		
		<hr/> <hr/> <hr/>		
I can read the sentences and find the one that matches the picture.				
<input type="radio"/> He is in the bath.				
<input type="radio"/> He is in his car.				
<input type="radio"/> He is in his bed.				

**Circle all the words that
spell IN

**Write the word IN

**Pick the sentence that
goes with the picture

Practice #3

Practice writing

Complete this page.

****Circle the word IN everytime you see it.**

****Say the word as you write it.**

in	
1. Find the word. Circle the word.	2. Find the word. Highlight the word.
in in and the I in in it in in in in I go here in can in in	my I in blue for in in it here in I help in I in run in in in go in I in I
3. Write the word.	
Come _____ my room. Is it _____ the red box?	
4. Color the word.	5. Trace the word.
in	in
6. Spell the word in	

**** Highlight or underline the word IN.**

**** Color the word IN.**

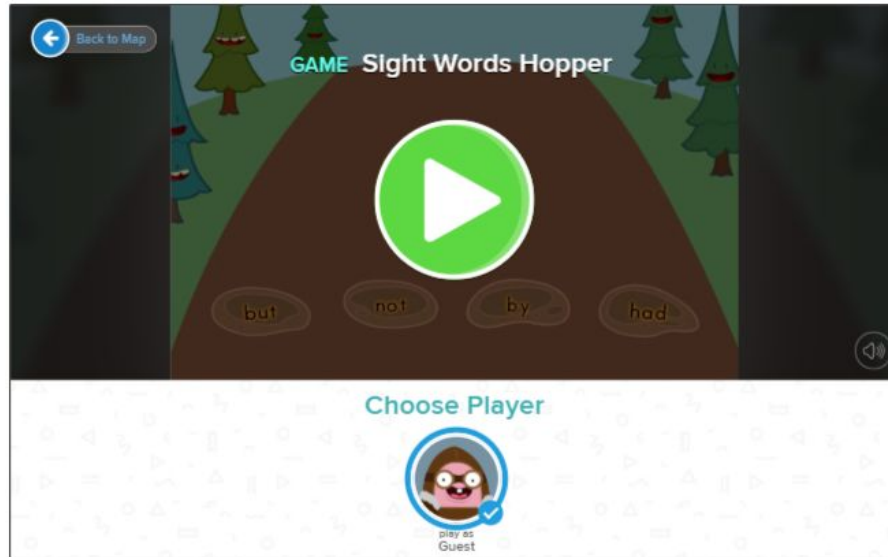
****Trace and then spell the word IN.**

MORE Practice on your own: Jump In Sight Word Mud

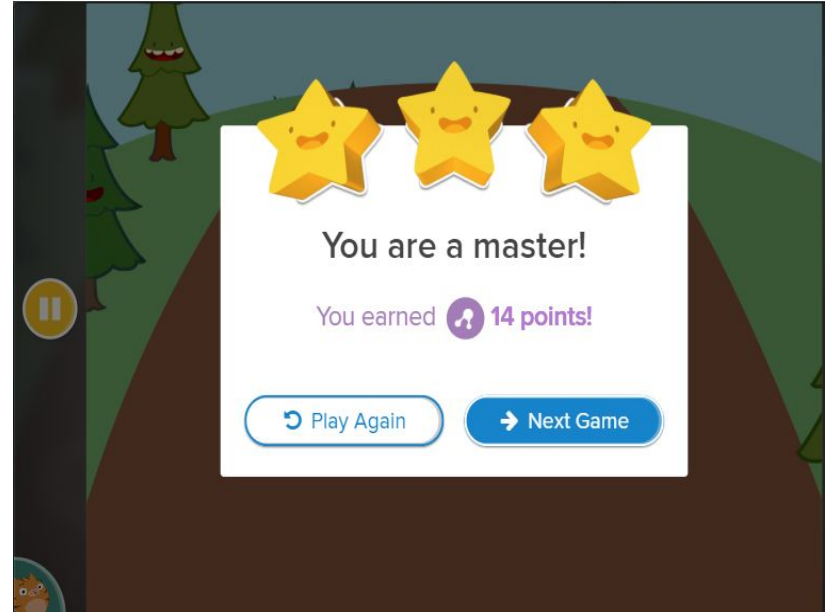
Go to this website:

<https://www.education.com/game/jump-in-sight-word-mud/>

1. Select the Green arrow to start the game.



2. Choose the word in the mud puddles that matches the word that is said out loud
3. Choose words until you get to the end. Then play again or move on to the next game.



Self Check:

Go tell someone in your home your answers



1. Was this lesson?

- ☐ easy
- ☐ just right
- ☐ hard

2. Print or Look at the passage on the next slide- find the word 'in'. See how many of the words you already know.

Name _____

in

Circle the Word

The pig is in the mud.
The cub is in the tub.
The ball is in the hall.
The cat is in the hat.

Read the Word

in

in

in

Write the Word
