



Math Problem Solving Virtual Learning

SPED Program

April 27, 2020



Sped Program Math Problem Solving

Lesson: April 27, 2020

Learning Target:

Students will determine the elapsed time to the hour.

Background: This is a review lesson

Let's Get Started:

Watch Videos:

1. [Brain Pop: Elapsed time](#)
2. [Determining elapsed time to the hour](#)

Practice #1: How many hours have passed from 8 A.M. to 3:00 P.M.?

A. 5 hours

B. 10 hours

C. 7 hours



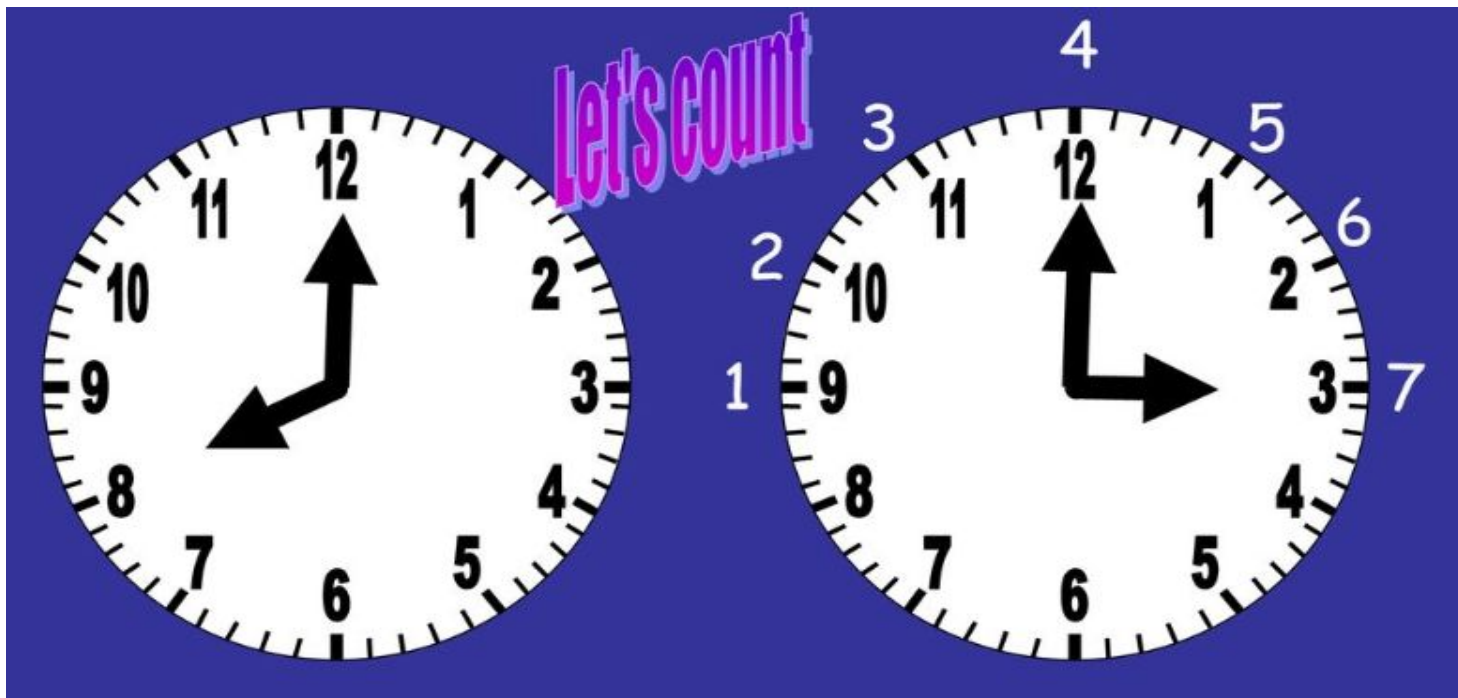
Practice #1: How many hours have passed from 8 A.M. to 3:00 P.M.?

A. 5 hours

B. 10 hours



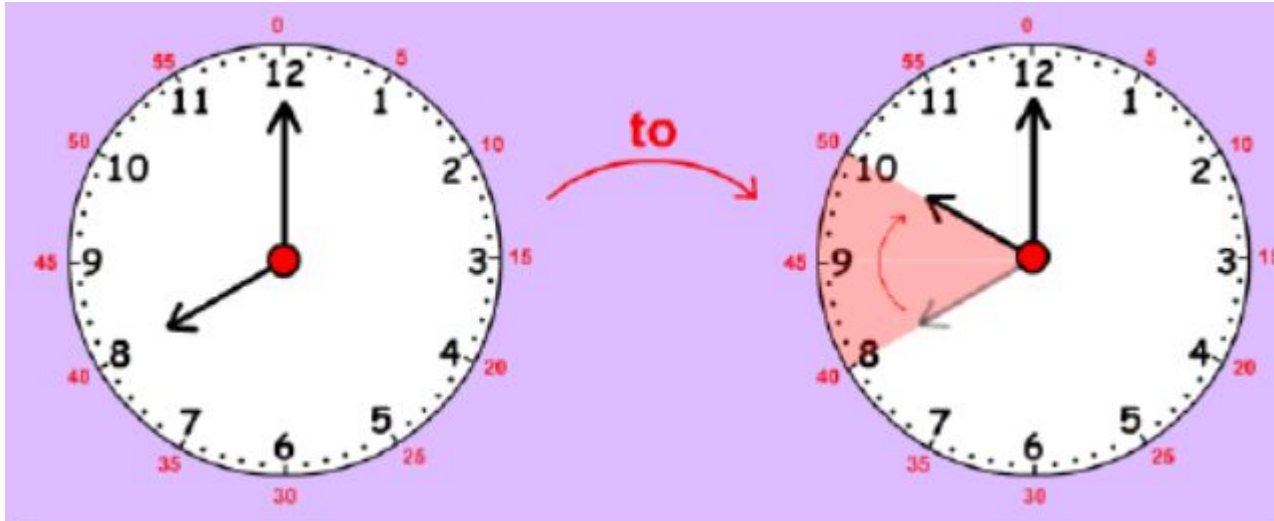
C. 7 hours



Practice #2: Elapsed time.

What is the amount of time that is between the two times?

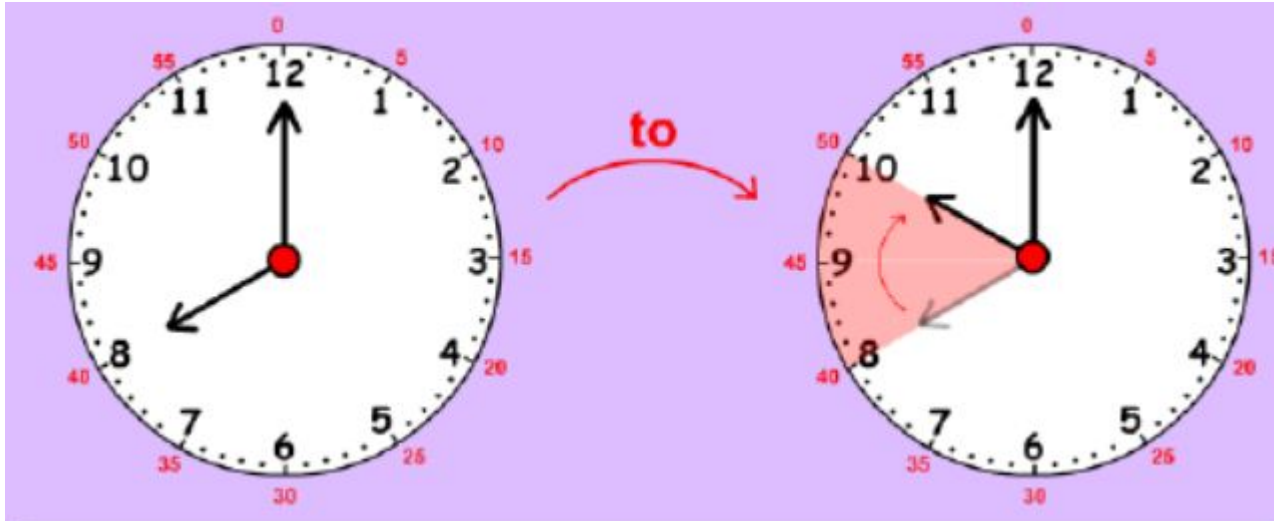
- A. 1 Hour
- B. 2 Hours
- C. 8 Hours



Practice #2: Elapsed time

What is the amount of time that is between the two times?

- ➡ A. 1 Hour
- B. 2 Hours
- C. 8 Hours

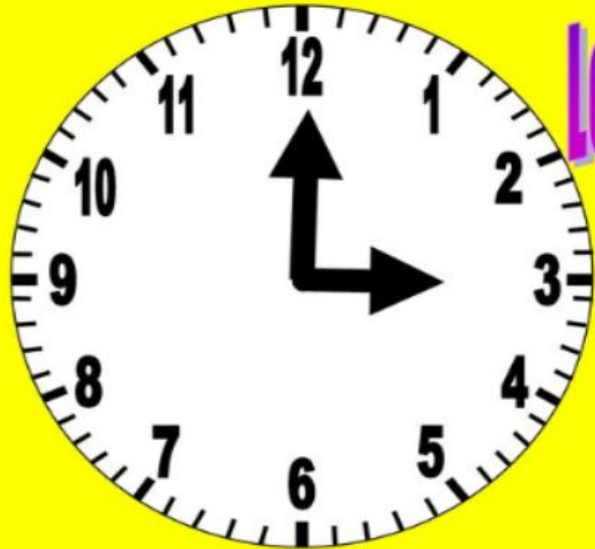


Practice #3: How many hours have passed from 3:00 A.M. to 9:00 A.M. ?

A. 12 hour

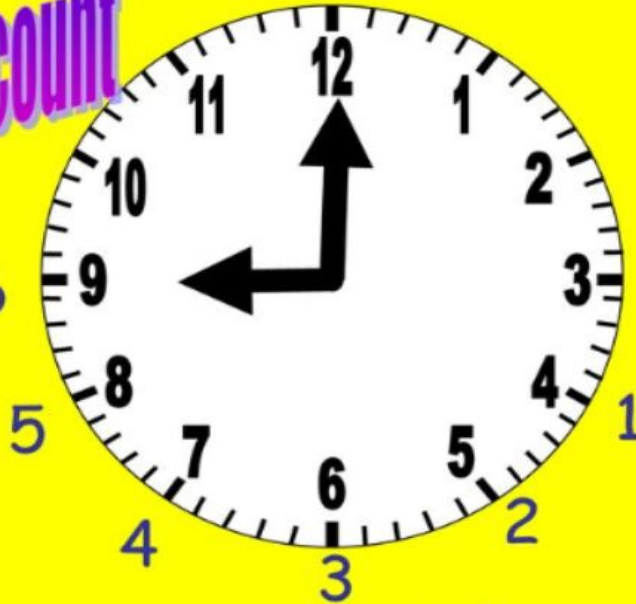
B. 5 hours

C. 6 hours



Let's count


6

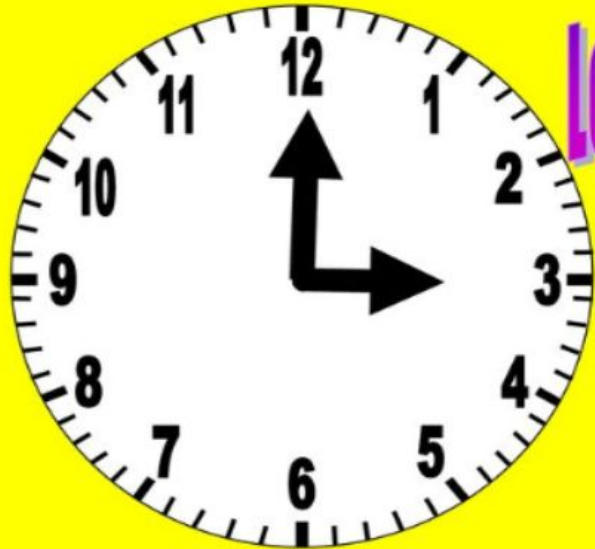


Practice #3: How many hours have passed from 3:00 A.M. to 9:00 A.M. ?

A. 12 hour

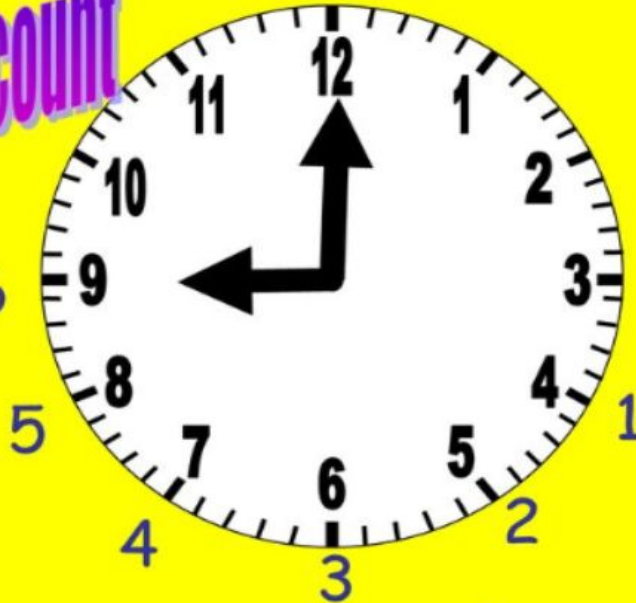
B. 5 hours

 C. 6 hours



Let's count

6



Practice #4

How many hours have passed from 11:00 A.M. to 4:00 P.M.?



- A. 2 hours
- B. 5 hours
- C. 6 hours

Practice #4

How many hours have passed from 11:00 A.M. to 4:00 P.M.?



A. 2 hours



B. 5 hours

C. 6 hours



Practice on your own:

Go to this website:

[Time Teller](#)



1. Select either computer or tablet.
2. Follow the directions. After you pick play game, select level-*Add an hour*. Select game mode. Play the game.
3. Ask an adult for help, if needed.
4. Great job!




MORE Practice on your own:

Go to this website:

[Discovering Elapsed Time Activities](#)



1. Select either computer or tablet.
2. Choose an activity (concentration, or flashcards, matching). Follow the directions provided.
3. Ask an adult for help, if needed.
4. Great job!



MORE Practice on your own:

Go to this website:


[Giraffe Dash Time](#)




1. Select either computer or tablet.

2. Follow the directions provided.

3. Ask an adult for help, if needed.



4. Great job!

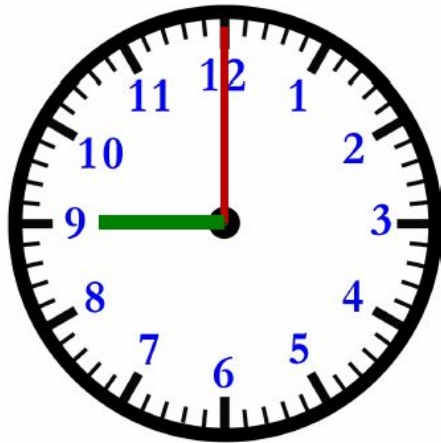


Practice:

Complete this page.



Clock A



Clock B

What time is on Clock A ? _____

What time is on Clock B ? _____

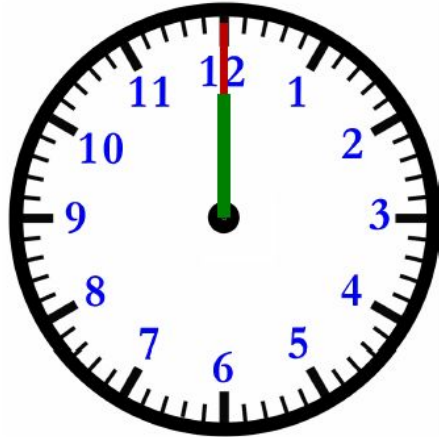
How much time has elapsed
between Clock A and B ? _____

Practice:

Complete this page.



Clock A



Clock B

What time is on Clock A ?

What time is on Clock B ?


How much time has elapsed
between Clock A and B ?

Practice:

Complete this page.



Clock A



Clock B

What time is on Clock A ?

What time is on Clock B ?

How much time has elapsed
between Clock A and B ?

Self Check:

Go tell someone in your home your answers.



1. Was this lesson?

- ☐ easy
- ☐ just right
- ☐ hard

2. Find a clock or a watch in your house and tell someone how long it took you to complete a task.