



# Transition Laundry - Wash Machines

## Lesson: April 28th, 2020

### **Learning Target:**

Students will learn how to wash a load of laundry.

**Background: This is a review lesson from daily living class**

- Students learned about weather in science class
- Students learned about dressing appropriately for the weather in daily living class

**Let's Get Started:**

Watch Videos:

1. [Laundry Basics](#)
2. [How to work the washing machine](#)

## Practice #1:

What is the 1st thing you should do when doing laundry?



Sort Clothes

Sort clothes by color:

- Place white clothes in one load.
- Place dark clothes in one load.
- Place bright colors in one load.
- Place light clothes in one load.

Should you wash a **RED** shirt with a **WHITE** tank top?

## Practice #2:

Once you sort your clothes, then what?

Hint: If you wash your jeans on HOT...they will shrink!



## STEP-BY-STEP GUIDE TO LAUNDRY

**STEP 1:**  
sort &  
treat  
stains

Separate laundry into:

whites

colors

darks

**STEP 2:**  
load &  
set water  
temp.

HOT  


WARM  


COLD  


What temperature do I was jeans?



## Practice #3:

We always need to add one thing to every load of laundry...

Hint: our clothes would NOT get clean without it



Are there more than 1 type of laundry detergent?

## Practice #4:

Now it is time to load the washing machine...

Hint: if it's too full, the clothes won't get clean.



Should the clothes cover the middle spinner?

# Practice #5:

## Now it is time to start the wash...

Hint: Every washing machine is different, ask a parent to show you how to start yours



Practice on your own:

Go to this website:

[Laundry Game](#)

1. Select either computer or tablet.



2. Then follow the directions for each picture.

3. Ask your parents for help.



4. Great job!





**More Practice on your own:**

Go to this website:

[Laundry Game](#)

1. Select either computer or tablet.



2. Then follow the directions for each picture.

3. Ask your parents for help.






4. Great job!



# Practice:

## Laundry Vocab Match and Washing Order

		
		
		
		
laundry basket	clothes dryer	ironing board
liquid fabric softener	washing machine	hanger
laundry detergent	iron	clothespin
clothesline	bleach	fabric softener sheets

What Order do we do the Wash?

- 1
- 2
- 3
- 4
- 5



Choose the Temperature



Load the Washer



Put in the detergent



Press Start



Sort the Laundry

## Self Check:

Go tell someone in your home your answers.



1. Was this lesson?

- easy
- just right
- hard

2. Now you try, see if you can wash a load!