



Special Education Virtual Learning

Life Skills/CBSS/Functional Skills

Basic Reading

April 29, 2020



LS/FS/CBSS Basic Reading Lesson Plans
Lesson: April 29, 2020

Learning Target:

Students will identify sight words at his/her reading level

Focus Word: **TO**

Background: This is a review lesson in Basic Reading Skills- Sight Words

- Students will recognize sight words at his/her reading level
- Students will be able to define the meaning of a sight word at their reading level

Let's Get Started:

1. Complete the matching activity with a parent or sibling
2. Word of the Day Song
3. [YouTube: Sight Word Song-T0](#)

Parent- Watch Student as they choose a word from column 2 that matches a word in column 1

the

you

to

I

AND

to

I

IT

you

in

it

THE

in


and

Word of the Day Song

(Sing to the tune of B-I-N-G-O)

Our focus word of the day: **To**

There was a sight word of
the day and to was our
sight word t-o , t-o , t-o
and to was our Sight Word!



Practice #1

Directions- Follow the slides and complete this verbal activity.

- Parents, please read the word of the day your student.
- Spell the word out loud and have your student repeat the letters after you, and then say the word.
- Say the word and then spell it. After each letter, make the letter sound. Then blend the sounds together to make the word
- Discuss the meaning of and talk about how the word **TO** can be used (see examples on slide 4). Ask your student to name at least one example.

Sight Words

And Basic Reading Skills

TO

The word **TO** is spelled

T-**O**

TO

Can you make the letter sounds?

T-O

Click [HERE](#) to listen
the word TO

tuh-oooh

To

TO

The word **TO** moves a person, place or thing in a new direction:

Clap **to** the beat.

I gave it **to** him.

She rides the bus **to** school.

Can you talk about talk about moving an object at home from one place **to** another?

Practice #2

Sight Word Flip Strips

Print and complete this [page](#).

** Color the word TO.

**Say the word as you write it.

Sight Word flip STRIPS

to

I can color the word 'to' in rainbow.

to

I can find and color the word 'to'.

and	to	look	to	said
for	make	to	for	blue
to	the	two	one	to


How many boxes did you color?

I can write the word 'to'.

to

I can read the sentences and find the one that matches the picture.

- We went to the zoo.
- We went to a park.
- We went to school.



**Circle all the words that spell TO

**Write the word TO

**Pick the sentence that goes with the picture









Practice #3

Practice writing

Print and complete this [page](#).

**Practice writing the word, first tracing it and then writing it.

**Say the word as you write it.

Date: ___/___/___		to		<small>1. Circle word. + - 2. Highlight word. + - 3. Write word. + - 4. Color word. + - 5. Trace word. + - 6. Spell word. + -</small>	
1. Find the word. Circle the word.		2. Find the word. Highlight the word.			
the yellow to  is to it to to two to to three to go for to me three where to said		to blue to  down to red to to here to three to to to to to three said said make see to three to three			
3. Write the word.					
Go _____ the bus.  You can go _____ school.					
4. Color the word. 		5. Trace the word. 			
		_____ 			
		6. Spell the word to 			

Copyright © 2011 by Linda Ward Beech, Scholastic Teaching Resources

**Circle the word TO.
**Highlight or underline the word TO.

** Color the word TO
**Trace and then Spell the word TO.

MORE Practice on your own: Balloon Pop

Go to this website:


<https://www.education.com/game/sight-words-whack-attack/>

1. Select the Green arrow to start the game.



MORE Practice on your own: [Balloon Pop](#)

2. Pop the balloons that matches the word that is said out loud
3. Choose words until you make it to the end. Then play again or move on to the next game.



Self Check:

Go tell someone in your home your answers



1. Was this lesson?

easy

just right

hard

2. Print or Look at the passage on the next slide- find the word 'to'. See how many of the words you already know.

Name _____

to

Circle the Word

We go to the park.
We go to the store.
We go to the library.
We go to our house.

Read the Word

to

to

to



Write the Word
