



Social Emotional Virtual Learning

ECSE/Program

Using Good Manners

April 2020




ECSE/Program Social Emotional Learning

Learning Target:

Students will learn about using good manners.

Watch this [video](#) about the book - Manners Time



Using good manners means being polite to everyone!

Can you remember some of the words used in the book to show good manners?

No, thank you

I'm sorry
I forgive you

Please
Thank you
You're welcome

Excuse me

Hello
Goodbye

Good job



Now, let's choose one of the good manners to work on, and practice this with a grown-up today!

(Instructions for Adults)

Materials:


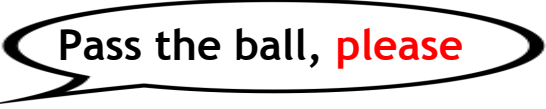

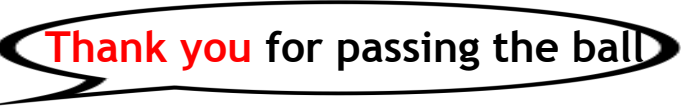

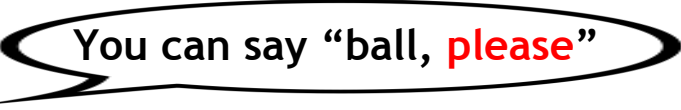


- Toys around the house

Directions:

- 1) Engage in pretend play with your child.
- 2) Adult will demonstrate one of the good manners chosen by the child
- 3) The child will practice using the good manners chosen
- 4) Adult will praise child for using good manners



Here's an example to teach “please” and “thank you”.

Step	What you do...	Then say....
1	Pretend that you want a toy (e.g., ball) that is out of reach	 
2	When your child gives you the ball	 
3	Place toys that your child is playing with out of his/her reach	 
4	Praise your child for using good manners	 

Self-Check:



Which good manners did you learn today?

No, thank you

I'm sorry
I forgive you

Please
Thank you
You're welcome

Excuse me

Hello
Goodbye

Good job



Let's be polite to everyone!