



Speech/Language Virtual Learning

Vocabulary: In and Out

May 2020



Lesson: May 2020

Objective/Learning Target: The student will understand the basic spatial concepts of “in” and “out.”

Background: Early spatial concepts such as in, out, on, over, and under help children understand directions, ask detailed questions and express their own ideas.

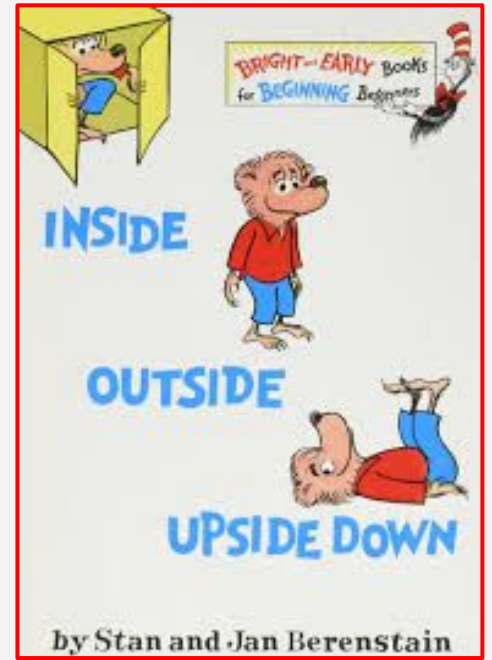
Warm Up: Get up and move your body!



Do the Hokey Pokey

Lesson:

Click on the link to share this classic Berenstain Bears book.



[Inside, Outside, Upside Down](#)

Directions for Practice Slides: Ask the following questions to your child. Have them answer using the spatial concept words of “in” or “out.” Visual prompts are provided if needed.

Practice



“Where are the apples?”

out of



the basket



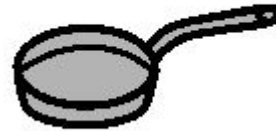


“Where do we make
pancakes?”

in



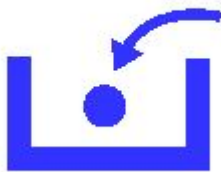
a frying pan





“Where do toys get put away?”

in



the toy box





“Where is the dog?”

out of



the dog house





“Where do empty juice boxes and used tissues go?”

in



the trash






“Where are the pennies?”

out of



the piggy bank





“Where is the milk?”

in



the refrigerator



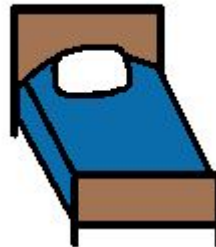


“Where do you sleep?”

in



a bed





“Where is the bird?”

out of



the cage



Self Check:

Kids, how did you feel about this lesson?



1. Was this lesson?

- easy,
- just right
- hard