



Speech and Language Virtual Learning

# Family Fun Activity

May 2020



# Pre-K Family Fun Activity

## Lesson: May 2020

### **Learning Target:**

Explore different sports/activities to enjoy during the summer time!

**Background: This is a lesson to teach basic equipment for each sport.**

- Students will learn the different items needed for various sports activities.
- Students will practice their knowledge at the end of the lesson and design their own trading cards!

1. A fun review of some different sports.

<https://youtu.be/WCYTIVF-djw>

2. This one's a classic!

<https://youtu.be/B0LscFd2vRk>





**Summer is coming! It's about to get nice and warm.**





**There's lots to do outside!**

# I'm thinking of something you can do!

With this, you can:


- Throw it
- Catch it
- Hit it
- Kick it
- Bounce it

It is round and looks like a circle.  
What am I thinking of...?



# It's a ball!

Did you know there are  
many kinds of balls?  
Let's learn about some  
today!



**What kind of ball is this?**

What do you do with it?

- Throw it?
- Kick it?
- Catch it?
- Hit it?






# It's a baseball!

You can:

- Throw it!
- Catch it with a mitt!
- Hit it with a bat!



# What kind of ball is this?

What do you do with it?


- Throw it?
- Kick it?
- Catch it?
- Hit it?



# It's a basketball!

You can:


- Throw it to players or in a goal!
- Catch it!



# What kind of ball is this?

What do you do with it?

- Throw it?
- Kick it?
- Catch it?
- Hit it?






# It's a football!

You can:

- Throw it!
- Catch it!
- Kick it!



**What kind of ball is this?**

What do you do with it?

- Throw it?
- Kick it?
- Catch it?
- Hit it?



# It's a soccer ball!

You can:

- Kick it! That's it though-no hands!



# Time to review!

Circle the balls you can throw!




*Answer: basketball and baseball*



# Time to review!


Circle the balls you can kick!



*Answer: soccer ball and football*

# Time to review!

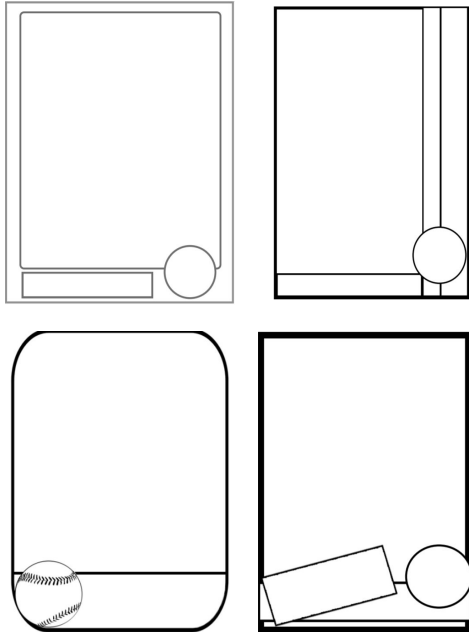
Circle the ball you can hit! There's only one!



*Answer: baseball*

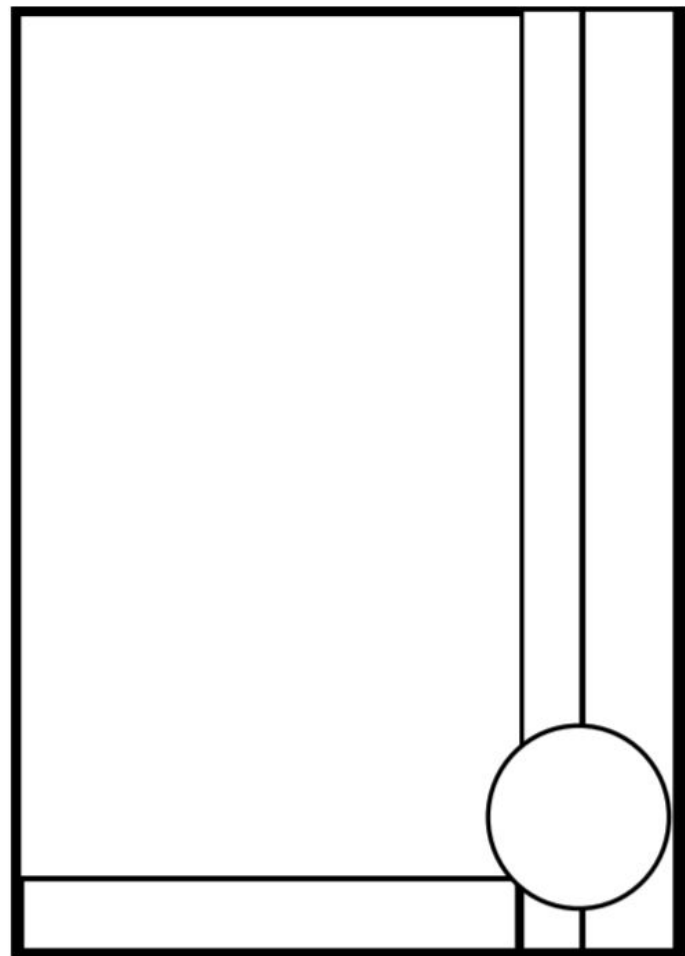

# Let's make our own trading cards

Choose the design that you want!





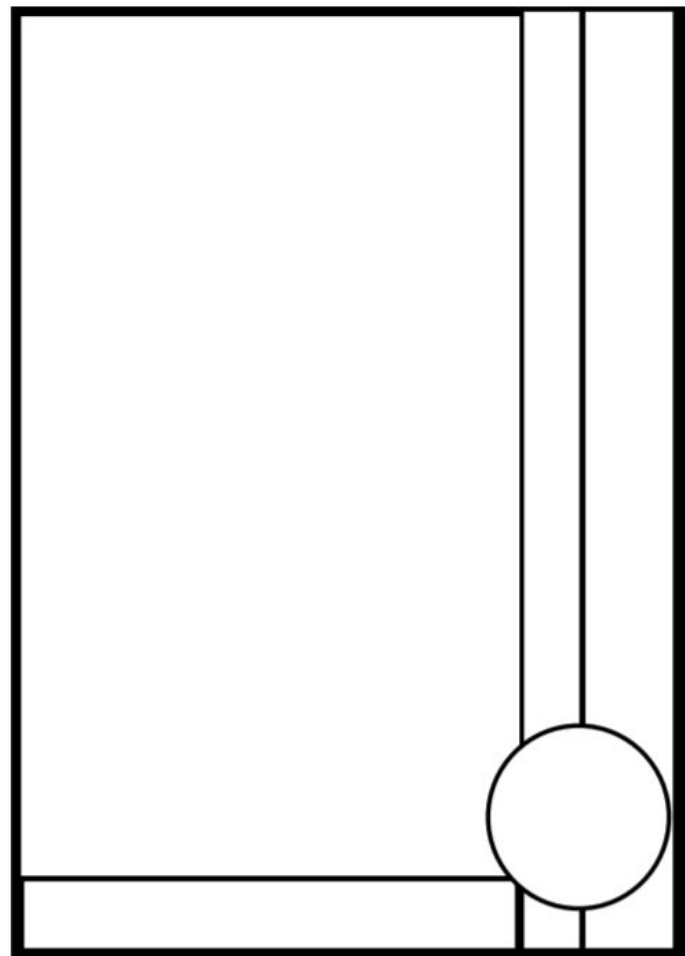

Who will you put on your card? Which sport do they play? It's up to you.















## Self Check:

Students, how did you feel about this lesson?



1. Was this lesson?

- ☐ easy
- ☐ just right
- ☐ hard

2. There are enough cards for parents and students to make cards! Trade them once you're all done!