


ISD  
Special Education  
FS, LS, CBSS K-5th  
Week: April 27 – May 1

*Inspiring Greatness*




INDEPENDENCE SCHOOL DISTRICT

Use this anchor chart to navigate the packet.

<b>MATH</b>	<b>Page Number</b>
<b>Lesson 1</b>	Pages 1-2
<b>Lesson 2</b>	Pages 3-4
<b>Lesson 3</b>	Pages 5-6
<b>Lesson 4</b>	Pages 7-8
<b>Lesson 5</b>	Pages 9-10
<b>Lesson 6</b>	Pages 11-12
<b>Lesson 7</b>	Pages 13-14
<b>Lesson 8</b>	Pages 15-16
<b>Lesson 9</b>	Pages 17-18
<b>Lesson 10</b>	Pages 19-20

# Anchor Chart - Unit 3

## SIMPLE PATTERN



**A**




**B**

**A**



**B**

**A**

**B**

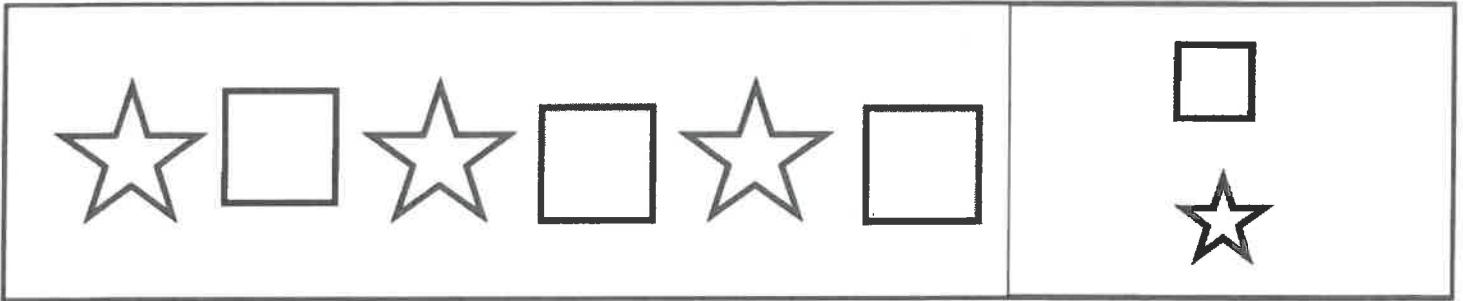


## LITTLE




Level 1


Color the shape that should go next:




Copy the pattern:



Circle the items that are little:



Answer the questions:



1. How many gloves are there? \_\_\_\_\_




2. How many snowflakes are there? \_\_\_\_\_

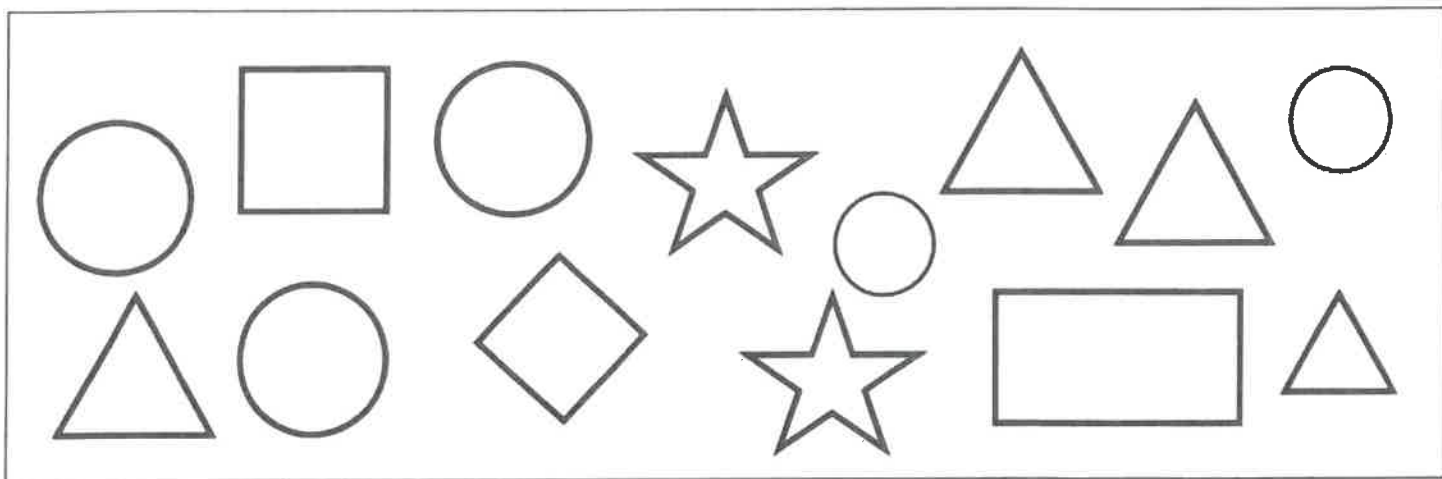


3. How many penguins are there? \_\_\_\_\_

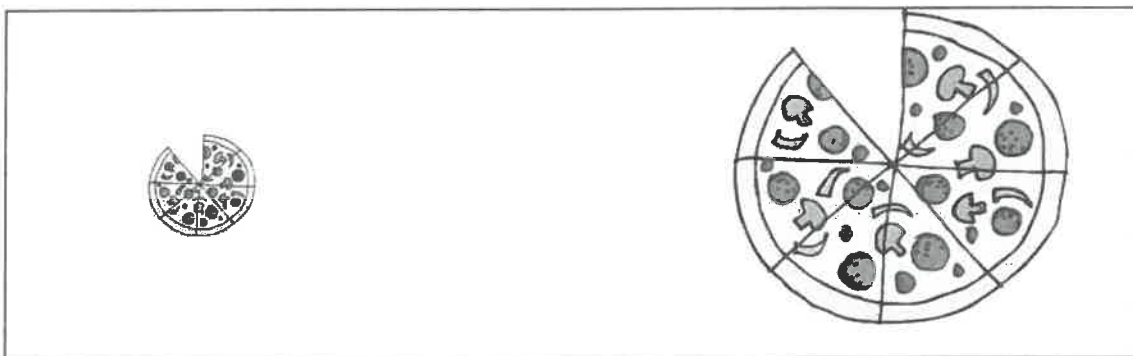

Color the ones that are LITTLE:



Find all of the **triangles**:



Circle the ones that are little:



Color numbers:


8

5

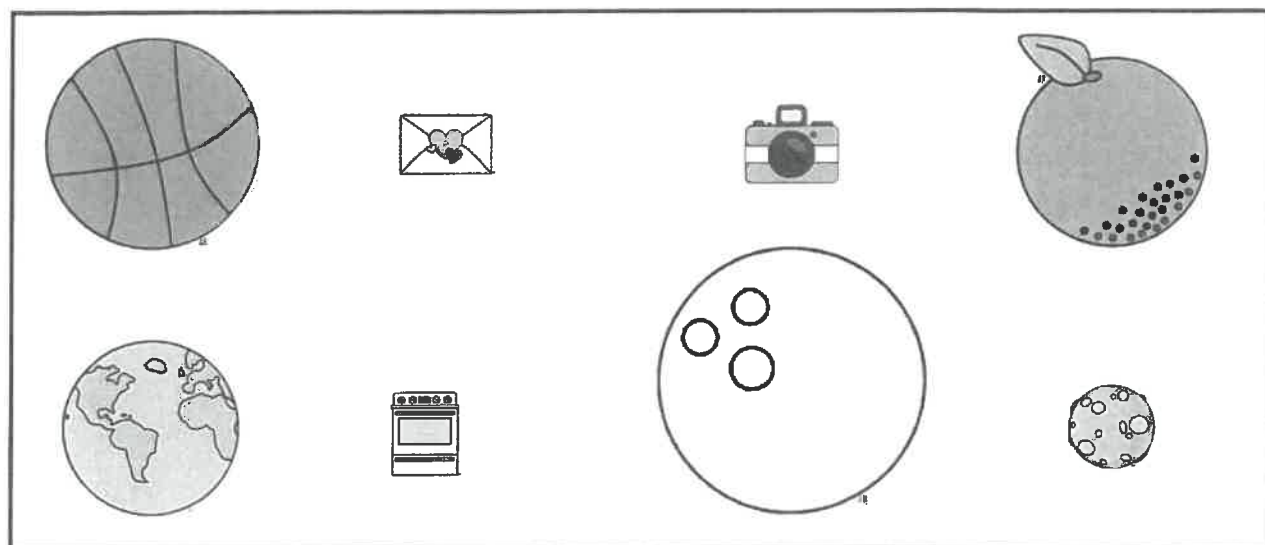
3


















Trace the rest of the pattern:




Circle the items that are little:



Finish the pattern:



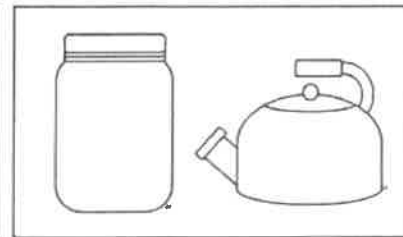
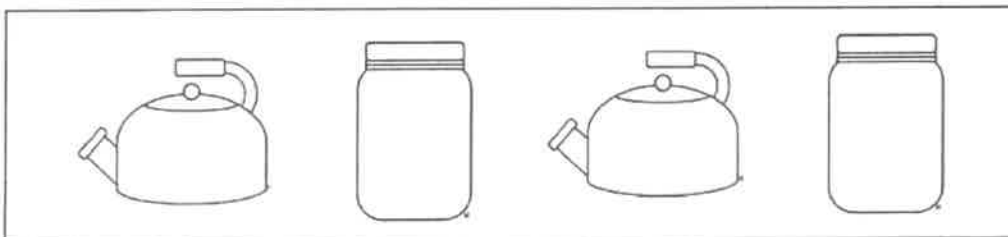
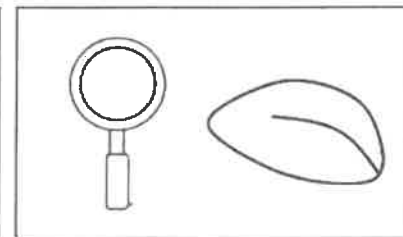
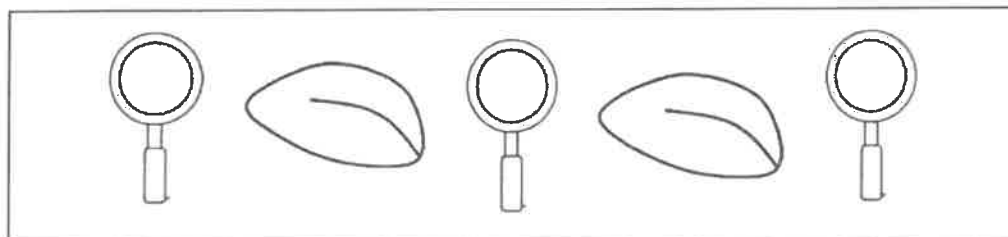
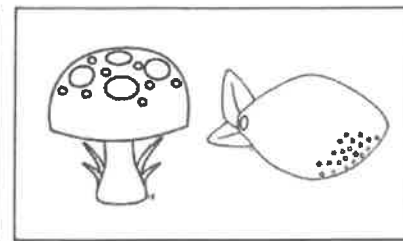
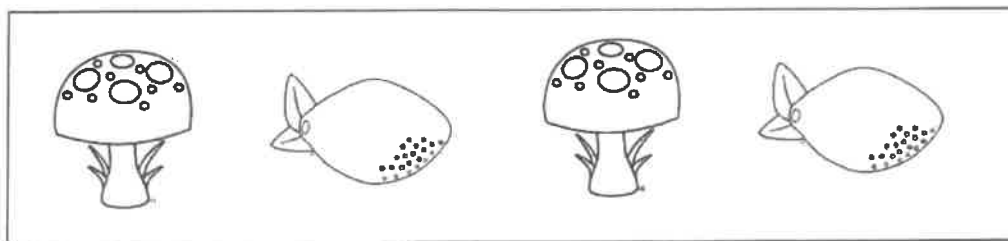
					_____
					_____
					_____

Circle the items that are little:






Look at each pattern. Circle the picture that will come next:












Color the items that are LITTLE:



Use this anchor chart to navigate the packet.

<b>ELA</b>	<b>Page Number</b>
<b>Lesson 1</b>	Pages 1-2
<b>Lesson 2</b>	Pages 3-4
<b>Lesson 3</b>	Pages 5-6
<b>Lesson 4</b>	Pages 7-8
<b>Lesson 5</b>	Pages 9-10
<b>Lesson 6</b>	Pages 11-12
<b>Lesson 7</b>	Pages 13-14
<b>Lesson 8</b>	Pages 15-16
<b>Lesson 9</b>	Pages 17-18
<b>Lesson 10</b>	Pages 19-20

# Anchor Chart - Unit 3







blue 	yellow 	red 
green 	orange 	purple 
black 	white 	grey 

## CLOTHING VOCABULARY

shorts 	dress 	hat 	pants 
socks 	shirt 	sweatshirt 	shoes 

Level I

Color the circles:

<b>blue</b> 	<b>yellow</b> 	<b>red</b> 
<b>green</b> 	<b>orange</b> 	<b>purple</b> 

Trace the words:

<b>DRESS</b> 	<b>PANTS</b> 	<b>SHOES</b> 	<b>SOCKS</b> 
<b>SHORTS</b> 	<b>SHIRT</b> 	<b>HAT</b> 	<b>SWEATSHIRT</b> 

Write the colors.



\_\_\_\_\_



\_\_\_\_\_

Trace the colors:

RED

PURPLE

BLUE

YELLOW


GREEN

GREY

Write the name of the color:



\_\_\_\_\_



\_\_\_\_\_



\_\_\_\_\_



\_\_\_\_\_



\_\_\_\_\_



\_\_\_\_\_



orange



grey



green



blue




purple



yellow

Circle all the green items:



Write the name:



\_\_\_\_\_



\_\_\_\_\_

Trace the colors:

ORANGE

WHITE

BLACK

Trace the clothing:

DRESS


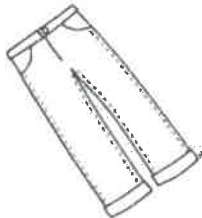


PANTS

SHOES





Color the clothing words orange:



<b>dress</b> 	<b>pants</b> 	<b>hat</b> 	<b>socks</b> 
---	---	--	---

Match the color:



Write the color words:

White

\_\_\_\_\_

Purple

\_\_\_\_\_

Write the clothing words:

Socks \_\_\_\_\_

Shoes \_\_\_\_\_


Sweatshirt \_\_\_\_\_

Hat \_\_\_\_\_


Pants \_\_\_\_\_


Dress \_\_\_\_\_


Circle all the yellow items:





Answer the questions:



How many pairs of socks?   
 1 2 3 4 5

How many shorts?   
 1 2 3 4 5

How many hats?   
 1 2 3 4 5

How many dresses?   
 1 2 3 4 5

Match the clothing:

