



Basic Reading Virtual Learning

**Program K-6**

**Kindergarten Letters of the**

**Alphabet**

**April 13, 2020**



K-6 Program Basic Reading  
Lesson: [April 13, 2020 ]

Learning Target:  
**I can read the letter **A** and **a**.**

## Background:

- Students learn to match like shapes
- Students learn to identify familiar pictures
- Students learn to sing the ABC's


## Let's Get Started:

### Watch Videos:


1. [Jack Hartman ABC Dance Medley](#)
2. [Jack Hartman See It, Say It, Sign It, Letter A](#)

# Practice #1: Tell your grown up

What letter is this?  
Name the picture.



A a





apple

## Practice #2 Tell your grown up!

What letter is it?  
Name the animal.

A a




**a**lligator

# Practice #3 Tell your grown up!

What letter is it?  
What is the  
picture of?

**A a**

**a**nimals



# Practice #3 Tell your grown up!


What letter is it?  
Name the  
animal.

A a

ape



Think and Tell: Think and tell your grown up!



a

A

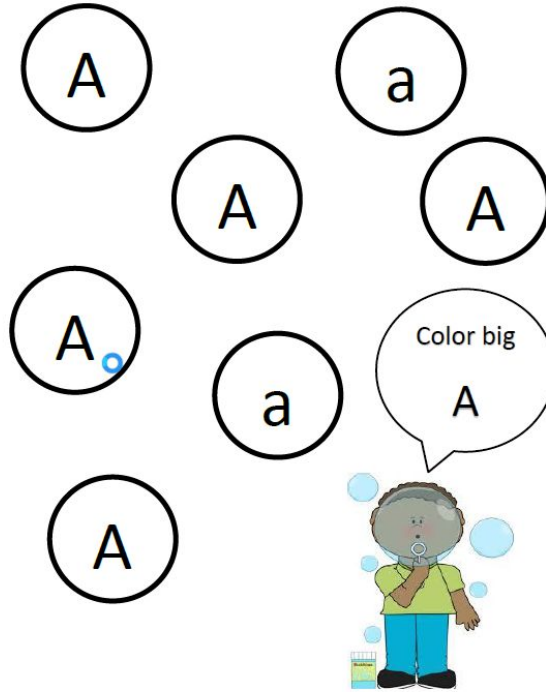
a

a

A

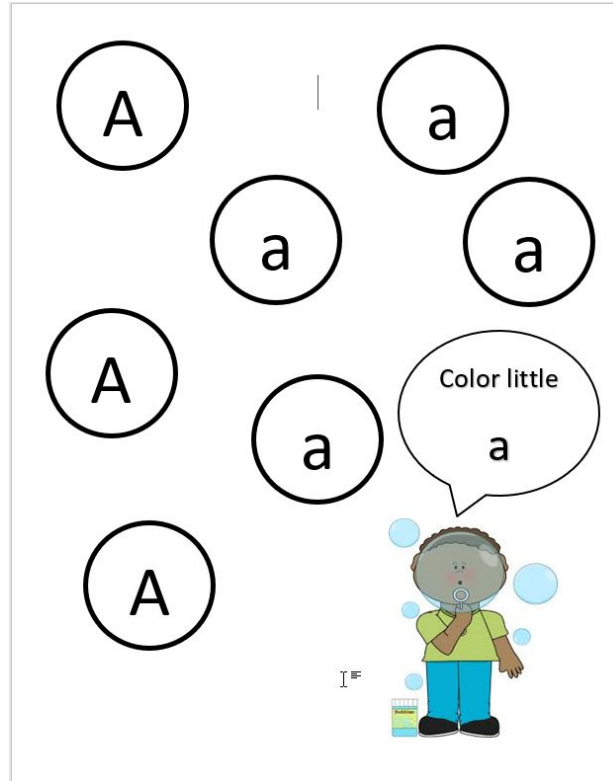


**Complete this page in your packet.**



Click here to open worksheet.  
<https://drive.google.com/open?id=14O6ELWOLzKygp8Y7OAzgC7ZM9E4newBy>

**Complete this page in your packet.**



Click here to open worksheet.  
<https://drive.google.com/open?id=1LVRmtxuTF3ZTm9k-UQnKdwz9sZgiNvKM>

## Self Check:

Go tell someone in your home the answers.

1. Was this lesson?

- easy
- just right
- Hard

2. Look at a book and find big and little a's.