



# Math Virtual Learning

# Comparing Numbers

04/20/2020

## K-5 Math

### Lesson: 04/20/2020

#### Learning Target:

Students will compare numbers using  $<$ ,  $>$ , and  $=$   
(less than, greater than, and equal to)

## Background: This is a review lesson

- Compare two numerals between 1-10 and determine which is more than or less than the other
- Compare two 2-digit numbers using the symbols  $<$ ,  $>$ ,  $=$

### Let's Get Started:

Watch Videos:

- [Number Gators](#)
- [Comparing Numbers for Kids](#)
- [Comparing Numbers 2-digits](#)

# Practice #1:

## Number Values Game

Click here to  
start the game

Think back to the video.

- The alligator's mouth is open wide for the larger number



## Practice #2:

### Alligator Greater than and Less than

 Click here to  
start the game

#### Hint:

- Click on the fish with the larger number to feed the alligator

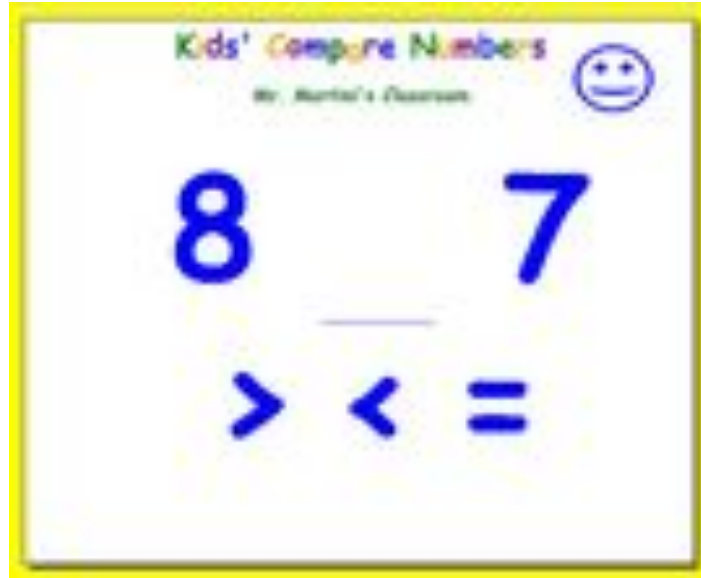


# Practice #3

## Kids Compare Numbers

Hint:

- Choose at the bottom of the screen how high you want your numbers to be



**Click here to  
start the game**

Practice on your own:

Go to this website:

 [Compare numbers 1-10](#)

1. Click on the correct symbol to fill in the blank 6\_\_\_9
2. The symbols are < less than, > greater than, = equal to
3. If you are correct, a new set of numbers will appear.
4. If you are incorrect, you get to try again.

How many did you get correct?

Play again for more practice.



**MORE Practice on your own:**  
Go to this website: [Math Playground](#)

1. Look at the directions at the top and click on a number that is correct. Ex. Pick a number less than 4---you would click on 3, 2, or 1
2. Next is the computer's turn
3. Your choices are the dark circle and the computer's choices are the light circles.
4. You can click on the computer's choices to choose a number and you will get more points!



Practice on your own:  
Go to this website:  
[Identify which number is greater or less](#)


1. Print the worksheet at home.
2. Circle the correct answer in each box.
3. Have an adult check your work.

If you need some help, go to this

website: [number line](#)

1. Click on done on the pop up window
2. Use the number line to find numbers that are larger and smaller (smaller to the left and larger to the right)



  
Identifying which number is greater (less)  
Kindergarten More Than - Less Than Worksheet

Circle the number which is greater

8 1	9 5	4 8	2 3
7 9	2 9	1 9	6 5
2 1	5 7	5 8	8 5

Circle the number which is less

8 1	4 9	2 1	3 4
6 5	8 1	7 4	1 7
6 7	7 2	6 9	8 2

Online reading & math for K-5 [www.k5learning.com](http://www.k5learning.com)

# Practice:


## Complete this page from home.

### [Greater than/less than worksheet](#)



Click here to open worksheet.

Don't forget to have an adult check your answers!!!

 Name: \_\_\_\_\_

Less Than < OR Greater Than > OR Equal to =

Compare the Numbers: Greater Than, Less Than or Equal To

1. 19 _ 7	2. 15 _ 6	3. 15 _ 5
4. 7 _ 4	5. 9 _ 14	6. 1 _ 10
7. 7 _ 8	8. 10 _ 10	9. 11 _ 2
10. 13 _ 4	11. 14 _ 3	12. 1 _ 11
13. 14 _ 7	14. 12 _ 1	15. 2 _ 19

When you are finished, it is time to go back and check your work.

<http://worksheetsplace.com> Score: \_\_\_\_\_ /15

How many did you get correct?

**Self Check:** Quiz: [Greater than and less than](#)

Click here



**Go tell someone in your home your answers.  
Play as many times as you want for practice.**

**1. Was this lesson?**

- ☐ easy
- ☐ just right
- ☐ hard

**2.**



**Game for home!**

1. Get a deck of Uno cards and set up your own greater than and less than game.
2. Use a bendable straw that has been cut short and bend it to make your symbol.