



Math Virtual Learning

# Place Value

04/22/2020



# Math Calculation

## Lesson: 04/22/2020

### Learning Target:

Students will understand the place value of 2-3 digit numbers

## Background: This is a review lesson

- Students learn the place value of 2-digit numbers in 1st grade
- Students learn the place value of 2 or more digit numbers in 2nd grade

**Let's Get Started:** 

Watch Videos:

1. [Place Value: Ones and Tens](#)
2. [Place Value](#)
3. [Hundreds, Tens and Ones](#)

# Practice #1:

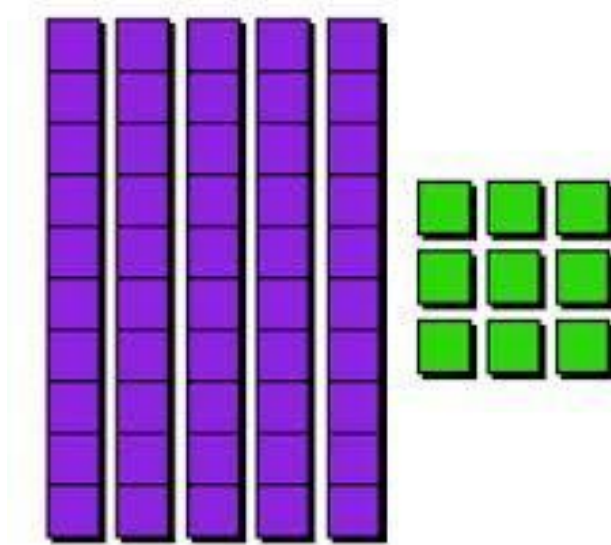


How many one's blocks are there?  
How many ten's blocks are there?



Think back to the video.

- Tens blocks are just 10 blocks stacked together
- One's blocks are by themselves




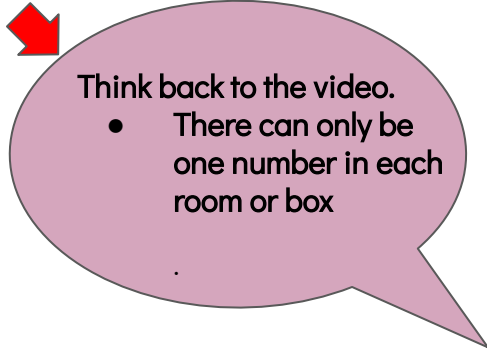
- If you said there are 4 tens blocks, you are correct!
- If you said there are 9 ones blocks, you are correct again!



## Practice #2:



Which number goes in which square?



TENS

ONES

23

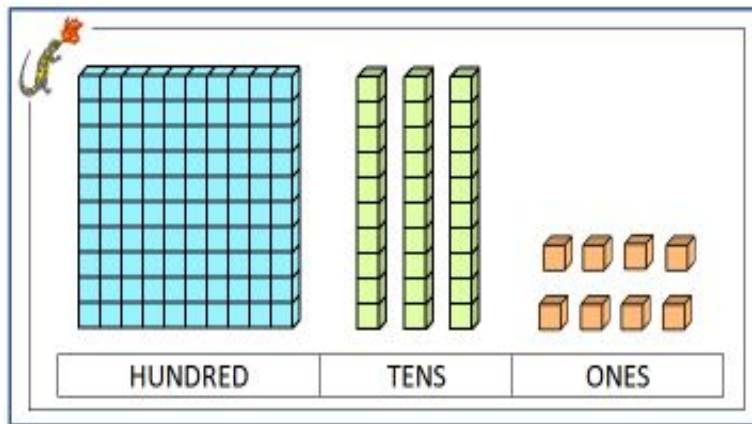
- If you said the 2 goes in the left box, you are correct!
- If you said the 3 goes in the right box, you are correct!

# Practice #3

Can you write the number  
by looking at the blocks?

HINT:

If you need to,  
draw 3 squares  
like in the video.



--	--	--



Remember:

1. Hundreds go in the box on the left.
2. Tens go in the box in the middle.
3. Ones go in the box on the right.

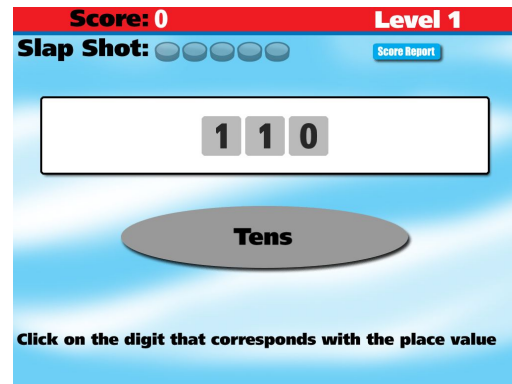
Practice on your own:

Go to this website:



[Place Value Hockey](#)

1. Click on the green arrow to open the game.
2. Then click on the green box that says "GO"
3. Select a Level--Start with 1, and click "GO"
4. Select a game--choose Place Value, and click "GO"
5. Select a player and click "GO"
6. Click on the correct number after looking at the top. The game will say hundreds, tens, or ones. Choose the correct place value for that number.

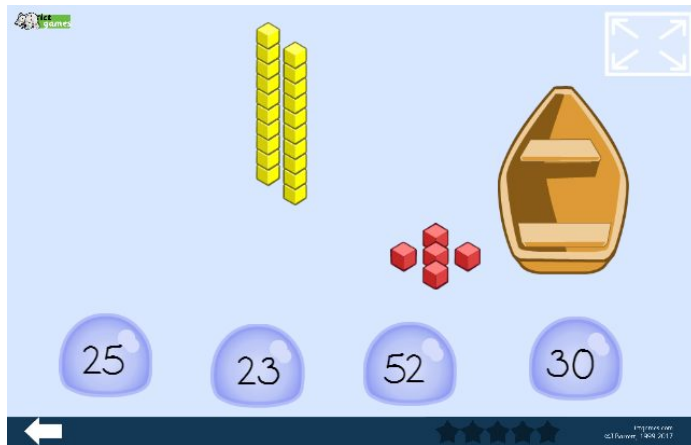


## MORE Practice on your own:

Go to this website: [Shark Math](#)



1. When the game loads, choose the top choice which is numbers up to 29.
2. Count the block counters and click on the bubble that has the correct answer at the bottom.
3. If you are wrong, the shark will take a bite out of your boat.
4. When you feel good about this level, click on the white back arrow to choose the next level.






# Practice:

Complete this page by printing at home









## Tens and Ones



Click here to  
open worksheet.

www.worksheetfun.com

**Tens and Ones**  
Write the number.

	<input type="text"/>		<input type="text"/>
	<input type="text"/>		<input type="text"/>
	<input type="text"/>		<input type="text"/>
	<input type="text"/>		<input type="text"/>

www.worksheetfun.com

Copyright © 2015 www.worksheetfun.com All rights reserved

Self Check:

[Identify Place Value](#)



[Print the worksheet](#)

Go tell someone in your home your answers.

Was this lesson?

- easy
- just right
- hard

- Find some blocks at home and practice putting them into groups of tens.