



Basic Reading Virtual Learning

Program K-5
Letters of the Alphabet

April 22, 2020



K-5 Program Basic Reading
Lesson: April 22, 2020

Learning Target:
I can read the letter H and h.

Background:

- Students learn to match like shapes
- Students learn to identify familiar pictures
- Students learn to sing the ABC's


Let's Get Started:

Watch Videos:

1. [Jack Hartmann, ABC Song](#)
2. [Jack Hartmann, See It, Say It, Sign It, Letter H](#)

Practice #1: Tell your grown up

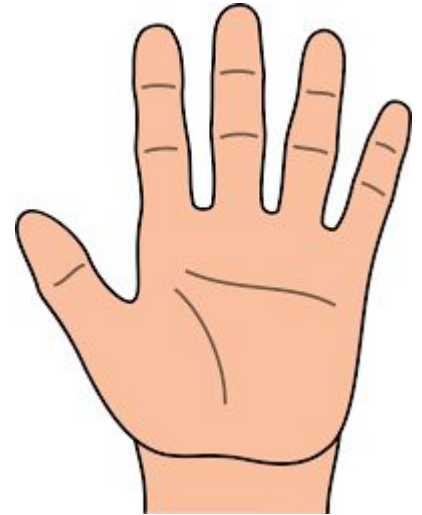
What letter is
this?
Name the body
part.



H

h

hand




Practice #2 Tell your grown up!

What letter is it?
Name the picture.

H


h

heart



Practice #3 Tell your grown up!


What letter is it?
Name the body
part.



H

h

head



Practice #3 Tell your grown up!

What letter is it?
Name the
emotion.




H
h



happy

Think and Tell: Think and tell your grown up!





H
H
h
h
H

Complete this page in your packet.

Find the Letters

Trace the letters. Then color in the circles that have the letters you traced.



Alphabet Worksheet

www.allkidsnetwork.com
© Copyright All-Kids-Network.com

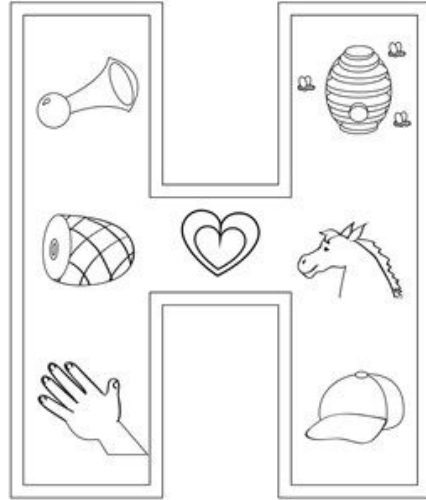


Click on worksheet to open.

Complete this page in your packet.



Name _____



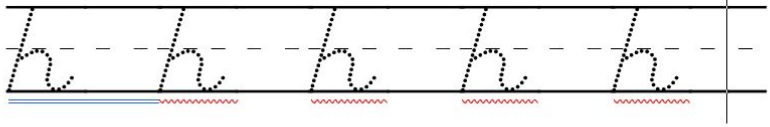
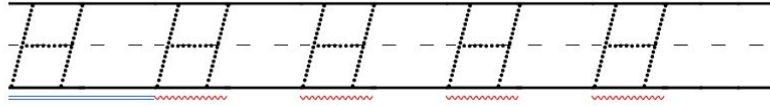
Letter Worksheet

www.allkidsnetwork.com
© Copyright AllKidsNetwork.com



Click on worksheet to open.

Complete this page in your packet.



Trace the letters.



Color the heart red.



Click on worksheet to open.

Self Check:

Go tell someone in your home the answers.

1. Was this lesson?

- easy
- just right
- Hard

2. Look at a book and find big and little h's.