



Writing Virtual Learning

**Functional Skills, Life Skills,**

**CBSS Writing**

April 23, 2020



# Functional Skills, Life Skills, CBSS Writing

## Lesson: April 23

### **Learning Target:**

Students will use dictation, pictures and words to write on a topic.

\*Create a free account at [pebblego.com](https://pebblego.com) or use your building code to work through this lesson (ask your teacher for the code).

**Background: Students use sounds, sight words, and pictures to write about a topic.**

- Students will use pictures to draw about a topic
- Students will use words to write about a topic
- Students will use a combination of drawing and writing to name and inform about a topic being studied

**Let's Get Started:**

1. Review phonics sounds in the [Jolly review](#)
2. Review [sight words](#)
3. Watch Video: [Parts of a Sentence](#)

# Practice #1:

Warm up by writing your first and last name using capitalization and [formation](#). Click on the picture for a printable version of the name practice page.

Write your child's name on the line using a highlighter, then have them trace.

I can write my name! (Example)

Joe Smith

I can write my name!

Blank handwriting lines for practice.



Ask a grown up to write a model for you if you can't remember all the letters.

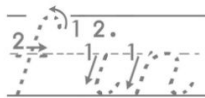

\*If you cannot print the practice page that is linked above, you can use a highlighter to write on a piece of paper, and have your child trace the words.

\*If you cannot print the practice page that is linked below, you can use a highlighter to write on a piece of paper, and have your child trace the words.

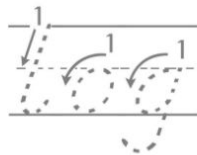

## Practice #2: Write the Words

Trace the CVC word that matches each picture.


Stretch out the words and write the sounds you hear:



Fin



Log



Rat

# Practice #3:

## Mix and Fix Sentence

[Trace the sentence:](#)

Click on the picture below for the practice page.



Optional: copy the sentence on your paper.

\*If you cannot print the practice page that is linked above, you can use a highlighter to write on a piece of paper, and have your child trace the words.

# Did you remember?

A sentence needs:

- A capital letter
- A period at the end
- Spaces between words

The sentence should say: **I want a baby rabbit .**

Check your sentence now. If you need to, fix your sentence.

# All About Writing

This type of writing is teaching.

We will learn about an animal.

We will teach the things we learn.

This week we will research and write about jackrabbits.

Yesterday we learned about what jackrabbits eat. Today we will learn interesting facts about jackrabbits.





## Practice on your own:

Think about what you already know about rabbits, as well as things you might be wondering about rabbits.



Watch the [video](#).

Practice on your own:

What are some interesting facts about rabbits?

Interesting fun facts are things that would surprise us and we don't know. Jackrabbits can run up to 40 miles per hour. That's fast!

Watch this video to learn more interesting facts about jackrabbits.

[Jackrabbit video](#)



# Practice on your own: Read along with the passage to learn about fun interesting facts about jackrabbits.

Click on the speaker to login to PebbleGo and read along with the words.



Click on the “fun facts” tab at the top as shown by the green arrow.




Body Habitat Food Life Cycle **Fun Facts** Read More



- Jackrabbits run in a zigzag to get away from enemies.
- Female jackrabbits have up to four **litters** per year.
- Jackrabbits can jump up to 20 feet (6 meters).



# Draw and write interesting facts about a jackrabbit.



Trace the three interesting facts about jackrabbits. Click the picture to print.

*A jackrabbit is very fast.*

*A jackrabbit is very strong.*

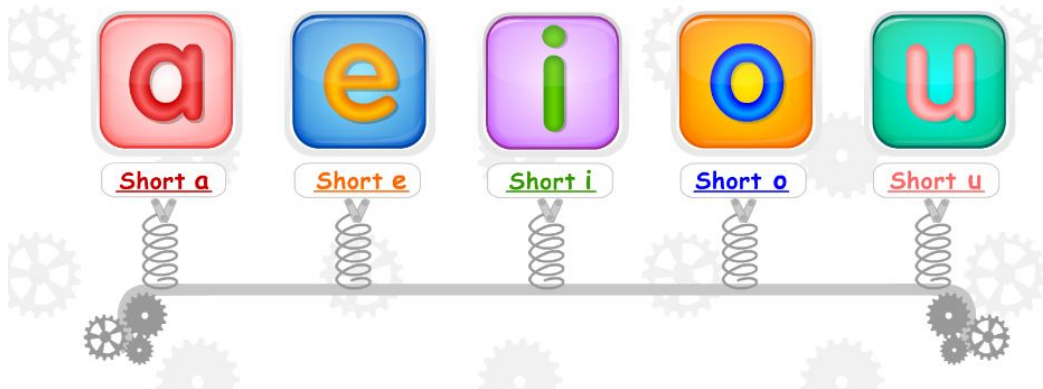
*A baby jackrabbit is called a leveret.*

\*If you cannot print the practice page that is linked above, you can use a highlighter to write on a piece of paper, and have your child trace the words.

**MORE Practice on your own:**

Practice the CVC words on Starfall

## **C-A-T Word Machines**



[Click here to play the game.](#)

## Self Check:

Go tell someone in your home your answers.



1. Was this lesson?

- easy
- just right
- hard

2. Read your writing to someone else.