



Writing Virtual Learning

Functional Skills, Life Skills,

CBSS Writing

April 24, 2020



Functional Skills, Life Skills, CBSS Writing

Lesson: April 24

Learning Target:

Students will use dictation, pictures and words to write on a topic.

Background: Students use sounds, sight words, and pictures to write about a topic.

- Students will use pictures to draw about a topic
- Students will use words to write about a topic
- Students will use a combination of drawing and writing to name and inform about a topic being studied

Let's Get Started:

1. Review phonics sounds in the [Jolly review](#)
2. Review [sight words](#)
3. Watch Video: [CVC Words Song](#)

Practice #1:

Warm up by writing your first and last name using capitalization and [formation](#). Click on the picture for a printable version of the name practice page.

Write your child's name on the line using a highlighter, then have them trace.

I can write my name! (Example)

Joe Smith

I can write my name!

Blank handwriting lines for practice, consisting of a solid top line, a dashed middle line, and a solid bottom line.



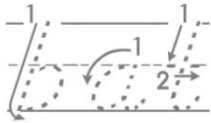
Ask a grown up to write a model for you if you can't remember all the letters.

*If you cannot print the practice page that is linked above, you can use a highlighter to write on a piece of paper, and have your child trace the words.

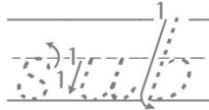

*If you cannot print the practice page that is linked below, you can use a highlighter to write on a piece of paper, and have your child trace the words.

Practice #2: Write the Words

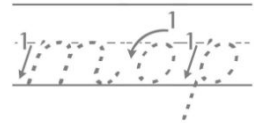
Trace the CVC word that matches each picture.
Stretch out the words and write the sounds you hear:



Bat



Sub



Mop

Practice #3:

Mix and Fix Sentence

Trace the sentence:

Click on the picture below for the practice page.



Optional: copy the sentence on your paper.

*If you cannot print the practice page that is linked above, you can use a highlighter to write on a piece of paper, and have your child trace the words.

Did you remember?

A sentence needs:

- A capital letter
- A period at the end
- Spaces between words

The sentence should say: *We like to play outside.*

Check your sentence now. If you need to, fix your sentence.

All About Writing

This type of writing is teaching.

We will learn about an animal.

We will teach the things we learn.

This week we will research and write about jackrabbits.

This week we learned all about jackrabbits. Today we take all the information we learned and write a story about a jackrabbit.




Practice on your own:

This week you have been working on an informative (nonfiction) piece to teach someone else all about jackrabbits. Read this nonfiction text to learn more information about rabbits.

[Click here to access the book.](#)

*Works best in
Google Chrome




*You may need click
to learn more and
request your free trial
of Bookflix if using a
different browser

Practice on your own:

Listen to this fictional story about rabbits. Compare it to the nonfiction text you read.

[Click here to listen to the story.](#)


*works best in Google Chrome



*You may need click to learn more and request your free trial of Bookflix if using a different browser

Practice on your own:

Click the picture to find a packet with all of the jackrabbit tracing pages for this week as a review.



*If you cannot print the practice page that is linked above, you can use a highlighter to write on a piece of paper, and have your child trace the words.

MORE Practice on your own:

Go to Scholastic Learn at Home to play

Word Match



**works best in
Google Chrome*

Fact or Fiction?

Which Came First?

Self Check:

Go tell someone in your home your answers.



1. Was this lesson?

easy

just right

hard

2. Read your writing to someone else.