



Basic Reading Virtual Learning

**Program K-5**  
**Letters of the Alphabet**

April 24, 2020



K-5 Program Basic Reading  
Lesson: April 24, 2020

Learning Target:  
**I can read the letter J and j.**

## Background:

- Students learn to match like shapes
- Students learn to identify familiar pictures
- Students learn to sing the ABC's


## Let's Get Started:

### Watch Videos:

1. [Jack Hartmann, ABC Song](#)
2. [Jack Hartmann, See It, Say It, Sign It, Letter J](#)

# Practice #1: Tell your grown up

What letter is  
this?  
Name the picture.




**J**  
**j**

**j**et



## Practice #2 Tell your grown up!

What letter is it?  
Name the action.



J


j

juggle



# Practice #3 Tell your grown up!

What letter is it?  
Name the drink.



J

j

**j**uice



# Practice #3 Tell your grown up!

What letter is it?  
Name the action.


J

j

jump



# Think and Tell: Think and tell your grown up!




j  
z  
J  
z  
J




# Complete this page in your packet.

Find the Letters  
Trace the letters. Then color in the circles that have the letters you traced.

J j is for juice 

J X j x  
V Y c s J  
j H O m  
h e J t H  
b j h S  
J U Q j q

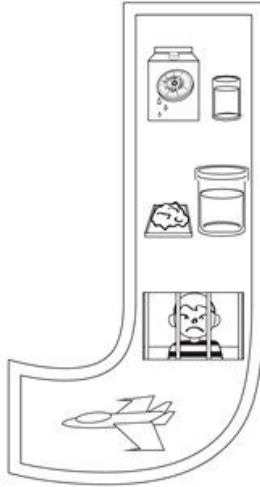
Alphabet Worksheet [www.allkidsnetwork.com](http://www.allkidsnetwork.com) 

Click on the worksheet to open.

# Complete this page in your packet.

Jj

Name \_\_\_\_\_



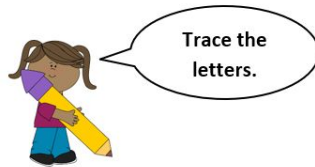
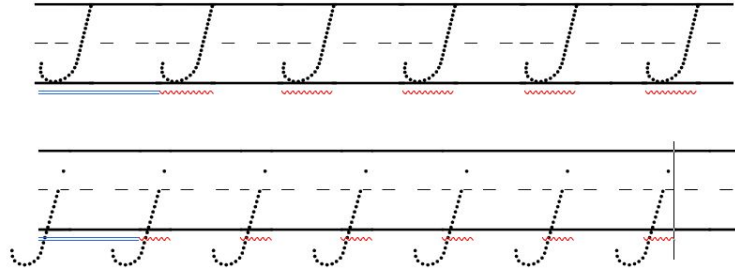
Letter Worksheet

[www.allkidsnetwork.com](http://www.allkidsnetwork.com)  
© Copyright AllKidsNetwork.com



**Click on the worksheet to open.**

# Complete this page in your packet.



Trace the letters.



Color the juice orange.



Click on the worksheet to open.

Self Check:

Go tell someone in your home the answers.

1. Was this lesson?

- easy
- just right
- Hard

2. Look at a book and find big and little j's.