



Math Virtual Learning

**Program K-5 Math Problem
Solving**

April 29, 2020



Functional Skills/CBSS/Life Skills Math

Lesson: April 29, 2020

Learning Target:

Students will learn how to detect patterns and select what comes next.

Background:







- Students will learn that a pattern is a repeated sequence of objects.
- Students will learn to detect AB Patterns.
- Students will learn to continue patterns by selecting what comes next.

Let's Get Started:


Watch Videos:

1. <https://www.youtube.com/watch?v=hoFhVdYsmPg> Pump Up The Pattern -Jack Hartmann
2. <https://www.youtube.com/watch?v=pztRAgQFVec> Patterns For Kids -Learn Patterns
3. https://www.youtube.com/watch?v=b7UufX_bZlg Patterns For Kids -Farm Animals


Practice #1: AB Pattern




What comes next?



Or



Practice #2: AB Pattern



What comes next?



Or




Practice #3: AB Pattern -Get active with this one!



Clap your hands



Jump!



Clap your hands



Jump!



Clap your hands



What comes next?



Or



Practice on your own:

Go to this website:

[1 P K Shape Patterns](#)

1. Press the play button
2. Make sure your volume is all the way up
3. Select “practice” or “race” it’s up to you!
4. Win the race by completing the pattern!

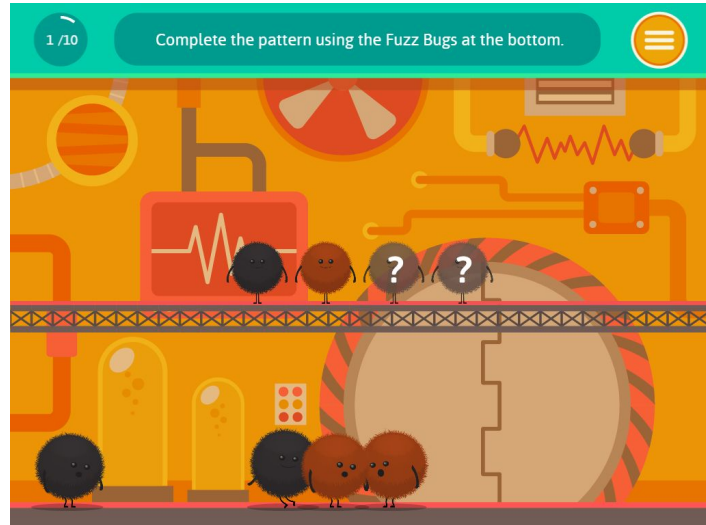


MORE Practice on your own:

Go to this website:

[Fuzz Bugs: Patterns](#)

1. Click start
2. Make sure your volume is up
3. Complete the pattern by selecting the correct fuzz bug that comes next!



EVEN MORE Practice on your own

Go to this website:

[Geo Patterns | Pattern Games](#)

1. Press the play button
2. Look at the pattern on the screen
3. Select what comes next in the pattern
4. Have fun and learn!



Practice:


Worksheets to complete at home! (Click the link to access)

[Make AB Patterns Coloring Page](#)

Make your own pattern with colors or designs!

Make AB Patterns

Name: _____




Practice:

Worksheets to complete at home! (Click the link to access)

[Kindergarten pattern worksheets - shapes-2](#)




Patterns with geometric shapes
Kindergarten Simple Math Patterns Worksheet

Complete the patterns:

△ ○ △ ○ △ _ _

☆ ☆ △ △ ☆ ☆ _ _

◇ ◇ □ ◇ ◇ □ _ _ _

▷ ▷ ☆ ▷ ▷ ☆ _ _ _

□ △ ○ □ △ ○ _ _ _

▷ △ ◁ ▷ △ ◁ _ _ _


Online reading & math for K-5 www.k5learning.com

Practice:

Worksheets to complete at home! (Click the link to access)

[Pattern Worksheets For Kindergarten - Color Patterns - Growing Patterns - Decreasing Patterns - Repeating Patterns Worksheets - AB, AAB, ABC Patterns - Free Printables Preschool/Kindergarten](#)

Select “Color AB Pattern” unless you are up for a challenge! Grab some markers/crayons and have fun!



Self Check:

Go tell someone in your home your answers.



1. Was this lesson?

easy

just right

hard

2. Try to make a pattern with items around the house. Get creative! Example using shoes: sneaker, boot, sneaker, boot, sneaker, boot. Once you have completed the pattern, share with someone else around the house.