



Basic Reading Virtual Learning

Program K-5
Letters of the Alphabet

April 29, 2020




Basic Reading
Lesson: April 29, 2020

Learning Target:
I can read the letter M and m.

Background:

- The student can match like shapes.
- The student can identify familiar pictures.




Watch
this!

Alphabet Workout

AaBbCcDd
EeFfGgHhIi
JjKkLlMm
NnOoPpQqRr
SsTtUuVv
WwXxYyZz

Warm Up (con't)



Read the
letters.

k

e

L

H

i

f

A

j

c

g

j

f


B

d

K

l

h


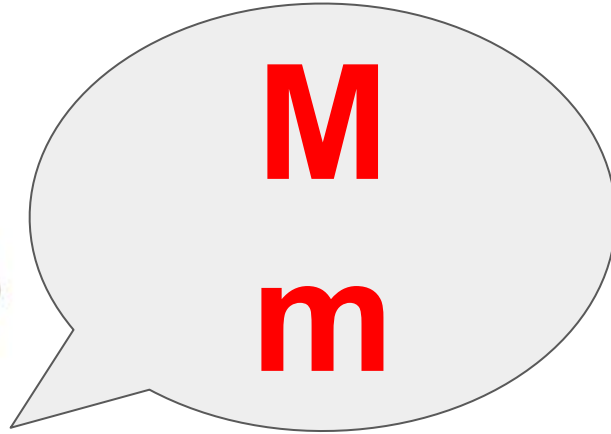



**Watch
this!**

M m

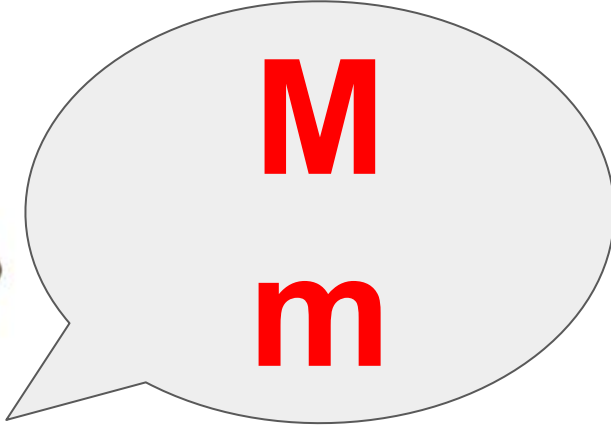



Practice #1 Tell your grown up!



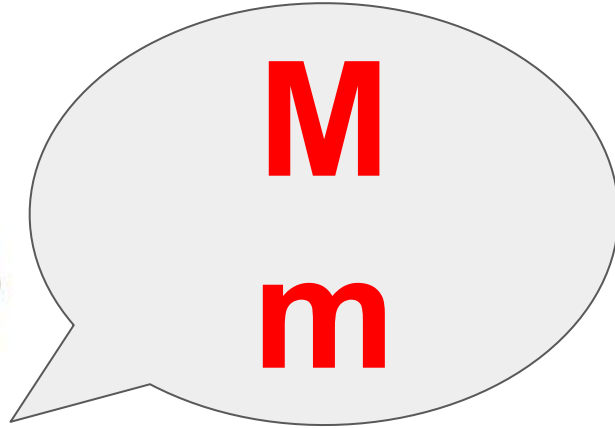

mouse

Practice #2 Tell your grown up!



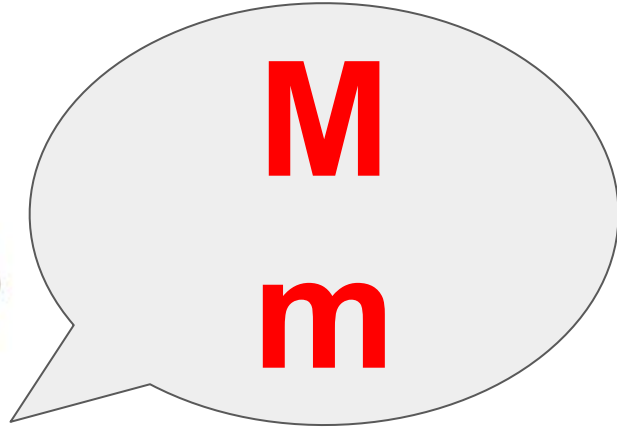

mom

Practice #3 Tell your grown up!




mmarch

Practice #4 Tell your grown up!



moon

Think and Tell: Think and tell your grown up!



m


M

m

m


M

Practice finding **M** and **m**.

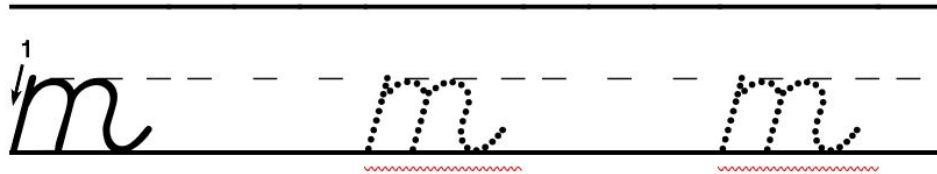
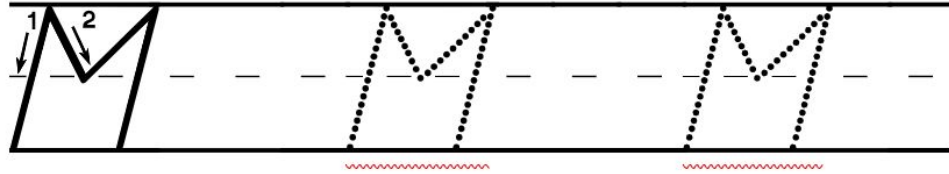


**Watch
and find.**


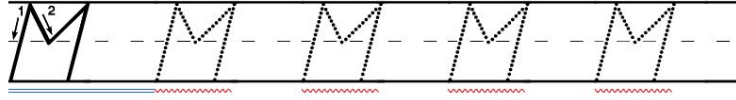





Use your finger to trace the letters.



Complete this page.



Trace the letters.




Color the mouse gray.



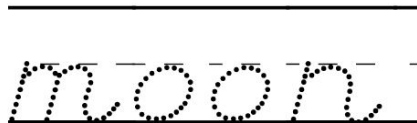
Click on worksheet to open.

Complete this page.



Color big M gray. 

Color little m blue. 



Click on worksheet to open.

Self Check:

Go tell someone in your home the answers.



1. Was this lesson?

- easy
- just right
- Hard

2. Look at a book and find Big **M**'s and little **m**'s.