



Visual Art Virtual Learning

Art Explorations- Georgia O'Keeffe

April 22, 2020



Art Explorations

LESSON: April 22, 2020

Objective/Learning Target: We will start to draw our own version of O'Keeffe's cow skull paintings.

This is what we will be making.

Here is what you'll need for today:

- A few sheets of blank paper (if you have it)
- Pencil
- Eraser




Today we will be practicing how to draw a cow's skull. The video in the link below can help. I will also have examples on the next slide.

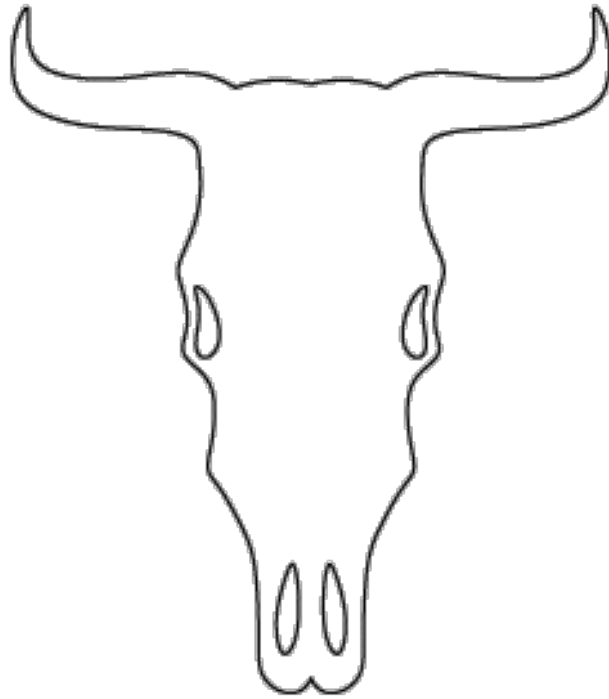
https://www.youtube.com/watch?v=U_AZPYawFHo



Make sure you draw your skull large on your paper.



**If you are having a hard time
with this you may try this one.**




Southwest Designs

- I'd like you to look at some of these designs. Find ones that you like. We will be making patterns out of some of these tomorrow.




Download from
Dreamstime.com
This material is not to be used for any other purpose.

30859615
Agneszka Biernacka | Dreamstime.com




Style A167 Code H

Southwest Designs



shutterstock.com • 726515980



VectorStock®

VectorStock.com/20435872

Tomorrow we work on our southwest patterns for the background.

Feel free to email me with any questions you may have.

shannon_bown@idschools.org

