



# Visual Art Virtual Learning


Art Explorations - Abstract Art

April 28, 2020

# Art Explorations

LESSON: April 28, 2020

**Objective/Learning Target: We will be taking a closer look at the artist Kandinsky.**


The background features a white space with several abstract elements: a large teal ring in the top left, a smaller teal circle next to it, a lime green circle in the top right, a green circle with a dashed outline below it, a pink circle in the middle right, an orange circle in the bottom right, a yellow ring in the bottom right, a lime green circle in the bottom left, a green circle with a white dot in the bottom left, and a small orange circle in the bottom left. A dashed grey line curves from the top left towards the bottom right, passing behind the text.

# Who was Wassily Kandinsky?



Wassily Wassilyevich Kandinsky (16 December 1866 – 13 December 1944) was a Russian painter and art theorist.

In Germany, he taught at the Bauhaus school of art and architecture from 1922 until the Nazis closed it in 1933 and then he moved again, now to France, where he lived for the rest of his life and where he produced some of his most prominent art.



Composition VIII, 1923

Here is what his work looks like.

What shapes do you see?

What colors do you see?



Red, Yellow, Blue 1925



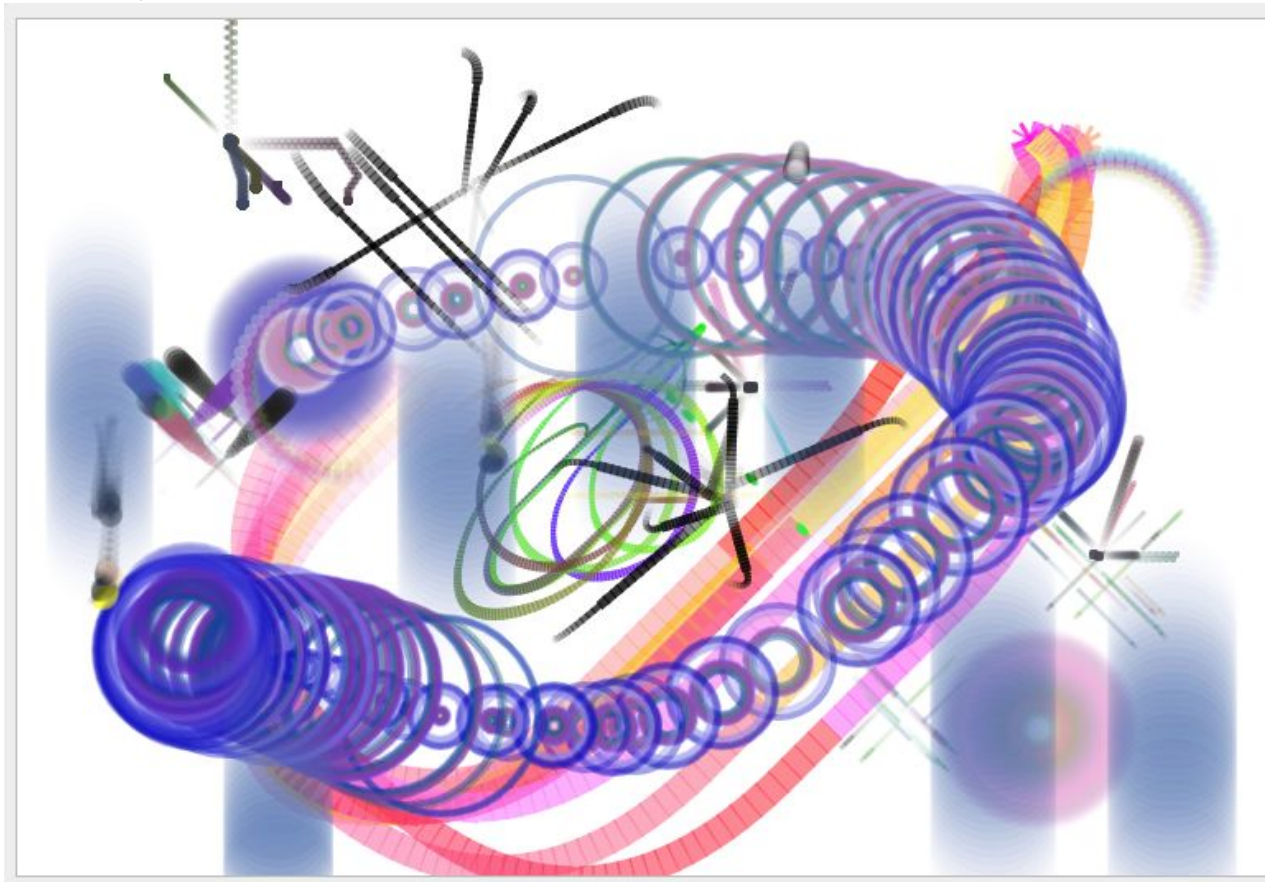
What about these two painting? What do you see?



Kandinsky often listened to classical music while painting. His favorite music was from Richard Wagner.

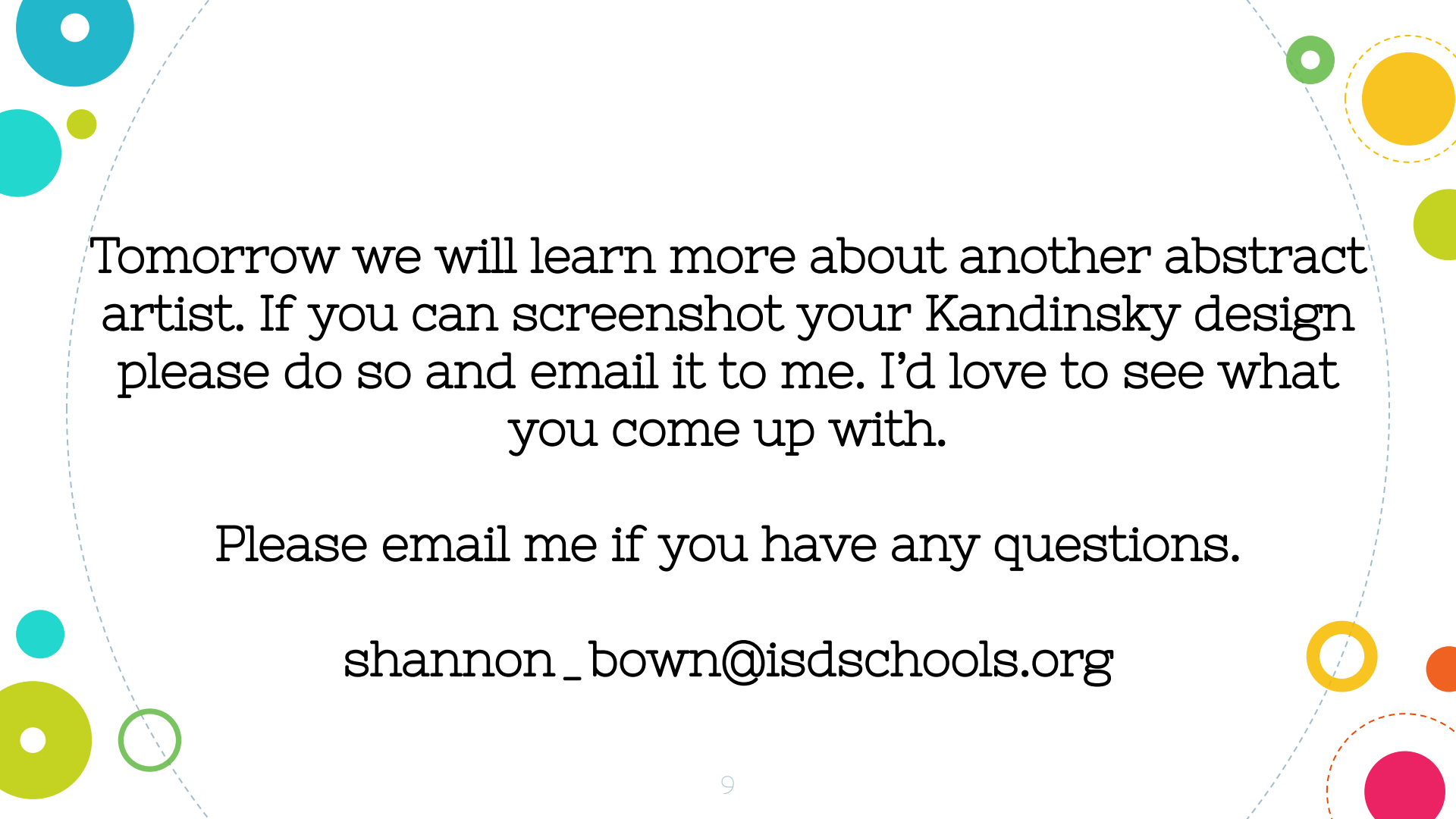


Listen to this music and close your eyes. Can you envision a variety of shapes and colors?



I'd like you to go to <http://bomomo.com/> This site will allow you to make a Kandinsky style design.



A decorative graphic consisting of a large, light blue dashed circle that frames the text. Various colored circles (solid and hollow) in shades of teal, yellow, green, and orange are scattered around the perimeter of the dashed circle.

Tomorrow we will learn more about another abstract artist. If you can screenshot your Kandinsky design please do so and email it to me. I'd love to see what you come up with.

Please email me if you have any questions.

[shannon\\_bown@isdschools.org](mailto:shannon_bown@isdschools.org)