



# Visual Art Virtual Learning

Art Explorations - Photography Fun

May 11, 2020



# Art Explorations

Lesson: May 11, 2020


**Objective/Learning Target: You will be learning about cubism.**

The image features a central, large, vibrant orange circle. Surrounding this central element are various other shapes: a large yellow circle in the top-left, a dark red circle in the top-right, a light blue circle in the bottom-right, and a dark red circle in the bottom-left. There are also several smaller circles in shades of teal, light blue, and yellow scattered throughout. The background is white, and the overall composition is abstract and colorful.

**Cubism**

# Cubism





The Cubist movement in painting was developed by Picasso and Braque around 1907-1914, and became a major influence on Western art.



Pablo Picasso



Georges Braque




Cubism is a break down of the subject being painted, and re-assembled in an abstracted form. So instead of showing the objects from what we would consider a normal view these artists depicts the subject from a multiple viewpoints to represent the subject in a greater context.



In Cubism the subject matter is broken up, analyzed, and reassembled in an abstracted form. Picasso and Braque followed the advice of Paul Cézanne, who in 1904 said artists should treat nature "in terms of the cylinder, the sphere and the cone." Can you find those forms in this painting?

Cubist painters were not bound to copying form, texture, color, and space; instead, they presented a new reality in paintings that depicted fragmented objects, whose several sides were seen simultaneously. In other words cubist painters threw out all the "rules" of painting that previous painters set.








Look at this painting titled *Violin and Pitcher*, by Braque. Notice the different shapes. Geometric for the most part. Is there something recognizable in this painting? The violin towards the bottom. But notice how it isn't complete. Only fragments of the violin, but our minds know what it is.



# Cubism influences in Contemporary Art



*Portrait of the Artist's Mother. 1985, photocollage.*

This is called a photocollage rather than a photomontage, because it is more three-dimensional than a montage tends to be. Hockney reflected extensively on his process of collaging prints taken from a camera as connecting to the Cubist sense of multiple angles and especially of movement. These "multiples" (as he called them) convey a strong sense of movement,

# Cubism Influencing Design



**Buildings**



**Fashion**



**Household items (faucet)**



Tomorrow we look at more work from  
Pablo Picasso!

Please email me if you have any questions.

[shannon\\_bown@idschools.org](mailto:shannon_bown@idschools.org)



I can't wait to see what yours looks like! Please share  
your google doc with me!

Please email me if you have any questions.

[shannon\\_bown@isdschools.org](mailto:shannon_bown@isdschools.org)