

# Art 1 - April 8, 2020


**Learning Target - I can start my rough draft of my own version of The Scream. I will be looking at parodies of The Scream. I can use these ideas in my project.**



# Art 1 - Virtual Learning

This week will learn about an artist named Edvard Munch and his most famous piece called The Scream. We will dissect this artwork that will allow you to see it in a whole new way.


Since some of you may not have the art supplies needed to create artwork we will be learning about artists and if possible, recreating the piece. Mediums you can use are nearly limitless. Crayons, paints, colored pencils, pencils, photography...etc. Let's have fun learning about art in a whole new way!



# Week 1, Day 3

4/8/20

Today you should be starting your rough draft of your version of The Scream. Please refer to the slides from yesterday and your original sketch on how to draw this. Any paper will do I understand you may not have blank paper to draw on.




# Week 1, Day 3

4/8/20

Click on the link below to watch a video of parodies of The Scream

<https://www.youtube.com/watch?v=mjK8U2iQCX0>

Also you can do a google image search of “parodies of The Scream”




# Week 1, Day 3

## 4/8/20

Today's focus is just to draw your rough draft with pencil as best you can.

Remember:

- Include a screamer (can look different)
- Include diagonal lines coming from left to right, getting larger towards the end.
- Changing the background is a great idea to turn this into your own version.




Here is my rough draft. I chose to have lockers in the background to represent school and my screamer has a mask on their face to represent the pandemic.

# Week 1, Day 3

4/8/20

## Something to think about:

Remember this should represent you. If you want to recreate The Scream completely that is fine. I encourage you to think about how you could change the background and the main subject to reflect yourself and how you are feeling during this time. Consider how certain colors can make you feel differently.



# Week 1, Day 3

4/8/20

If you have any questions  
feel free to email me:  
[shannon\\_bown@idschools.org](mailto:shannon_bown@idschools.org)

