



Visual Art Virtual Learning

Art 1 - Optical Illusions

April 14, 2020

Art 1

LESSON: April 14, 2020

Objective/Learning Target: How to draw a small optical illusion

LET'S RECAP:


- X YESTERDAY YOU LEARNED THAT OPTICAL ILLUSIONS ARE VISUALLY PERCEIVED IMAGES THAT ARE MISLEADING. THEY TRICK OUR EYES INTO BELIEVING SOMETHING THAT ISN'T TRUE.
- X YOU SAW FIRST HAND HOW OPTICAL ILLUSIONS TRICKED YOUR OWN EYES
- X YOU GOOGLED MORE OPTICAL ILLUSIONS




TODAY'S AGENDA

- ✗ I WOULD LIKE YOU TO VISIT THESE YOUTUBE CHANNELS AND TRY THESE SMALL OPTICAL ILLUSIONS.


[Impossible Triangle](#)



[Chain Link](#)



[Impossible Oval](#)



LET'S REFLECT

OUT OF ALL THE OPTICAL ILLUSIONS THAT YOU TRIED:

WHICH ONE WAS THE EASIEST?

WHICH ONE WAS THE HARDEST?

WHAT WOULD IT LOOK LIKE IF YOU USED A COLOR PENCIL INSTEAD OF A REGULAR PENCIL?



HOW TO SHOW US YOUR CREATIONS...

*BE BOLD, BE SAFE, and
TAKE CARE OF YOU!*

*All the best,
Ms. Bown*

We'd love to see
your work!!!

Email your art teacher and
be sure to tag your
principal as well.

shannon_bown@isdschools.org