

# Art 1 - April 6, 2020

**Learning Target - I can learn about Edvard Munch and his most famous piece The Scream.**



# Art 1 - Virtual Learning

This week will learn about an artist named Edvard Munch and his most famous piece called The Scream. We will dissect this artwork that will allow you to see it in a whole new way.

Since some of you may not have the art supplies needed to create artwork, we will be learning about artists and if possible, recreating the piece. Mediums you can use are nearly limitless. Crayons, paints, colored pencils, pencils, photography...etc. Let's have fun learning about art in a whole new way!



# Week 1, Day 1


## 4/6/20

The artist of this piece is Edvard Munch. The title of the piece is "The Scream". 1893

Vocabulary Word:

Mood

The overall feeling or emotion in a work of art.




# Week 1, Day 1

## 4/6/20

The Scream is considered to create a mood while looking at it.

- How do you feel while you look at the painting?
- What are some things you notice besides the screamer?
- What colors are used and is there meaning behind it?




# Week 1, Day 1

4/6/20

Please watch this video  
to learn more about  
Edvard Munch's **The  
Scream**

[https://www.youtube.com/watch?v=aUclH6P\\_hik&list=PL6ERllmFLT3fpUvxqw3YrpO9ZACasSyeG&index=2&t=0s](https://www.youtube.com/watch?v=aUclH6P_hik&list=PL6ERllmFLT3fpUvxqw3YrpO9ZACasSyeG&index=2&t=0s)




# Week 1, Day 1

## 4/6/20

### Something to think about:

Later this week we will be looking more at this piece and then we will create our own. Start thinking of what you'd like to use (material wise) and how you could possibly change this image to reflect a mood of yours.



# Week 1, Day 1

4/6/20

If you have any questions  
feel free to email me:  
[shannon\\_bown@idschools.org](mailto:shannon_bown@idschools.org)

