



CLASS: 6TH GRADE ART

April 27, 2020



MONDAY

- Learning Target: Are there different ways to create portraits?

How are faces used in artwork?

This week we are going to explore how faces are used in art and the different ways artists create portraits.

A portrait is a work of art that shows a person.


A self portrait is a work of art that shows the artist themselves.

Today you will begin a one pager on faces in art.
You may organize it how you like and create it with your your choice of media.

Media = what the work is made with

Some options are:

- *Pencil
- *Pen
- *Colored pencil
- *Marker
- *Highlighter
- *Paper collage




Your one pager must include:

- *examples of the ways faces are made and/or used in art (write or sketch)
- *at least 2 sketches or drawings of *different* faces or parts of faces
- *a brainstorm list (written or drawn) of things you would include in your self portrait
- *your responses to reflection questions

Portraits are used to show historic figures...




...images of both famous and common people




Reflection: Why would artists record images of common, everyday people and events in their artwork?

Portraits can give hints to how people lived during a certain time or in a certain place.




Portraits can show people's careers.






Reflection: Would you rather create a portrait to show a way of life or a person's career? Why?

Artists use color and abstraction to bring out the emotion of a portrait...



... or to make us think about people and faces in a different way



Use this overview of faces in art to brainstorm some ideas you would include in a self portrait.

Include your brainstorm list on your one pager.

HOW TO SHOW US YOUR CREATIONS...

*BE BOLD, BE SAFE, and TAKE
CARE OF YOU!*

*All the best,
Ms. Fields*

We'd love to see your
work!!!

Email your art teacher.

Bridger:
Jill_Fields@idschools.org

Nowlin:
shannon_bown@idschools.org