



# CLASS: 6TH GRADE ART

May 7, 2020



THURSDAY

- Learning Target: What is architecture?

Are structures built with a style of art?

How do the structures around us impact our lives?


---

You will begin your city project today.

You may draw, paint, or sculpt your city so your media choices are:

- \*pencil
- \*crayon
- \*colored pencil
- \*marker
- \*watercolor
- \*poster paint
- \*acrylic or tempera paint
- \*clay
- \*recycled materials

# Here are some examples of cities created with different media:



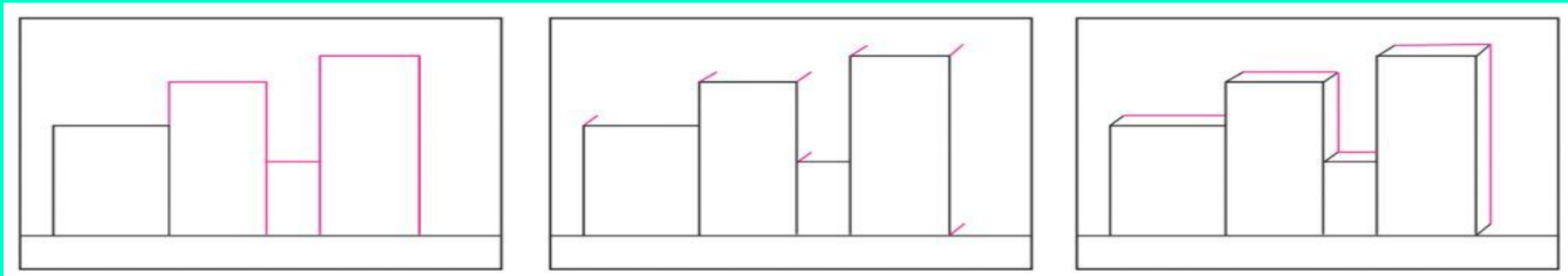
Check your notes from this week - what theme are you using for your city?

Today you will sketch out the city on your paper if you are drawing/painting

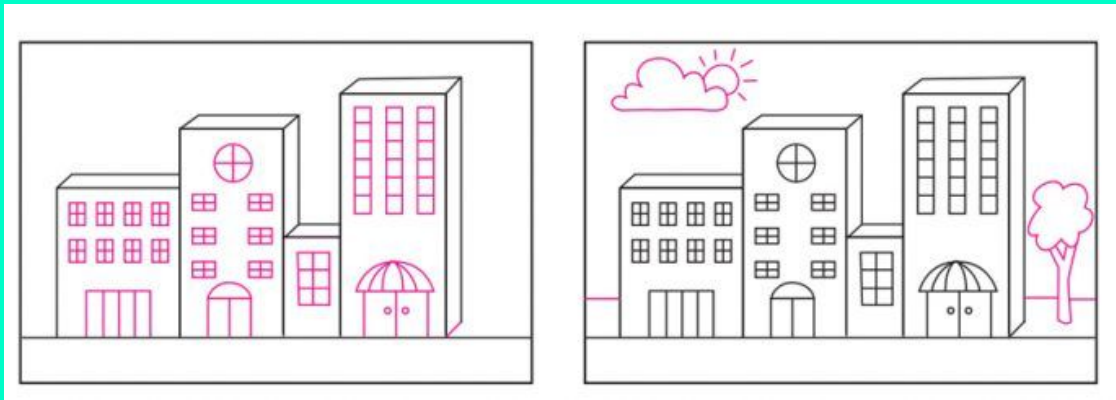
OR

You will create a plan sketch for your buildings if you are sculpting.

# If you are drawing/painting:



Start with the forms that go with your theme



Then lightly outline details to the buildings - be sure the details go with your theme as well.

If you are sculpting: Today you are planning with thumbnail sketches of your buildings to give an idea of how your buildings will look.

Thumbnail sketches are quick, abbreviated drawings. Usually they are done very rapidly and show basic details.



# HOW TO SHOW US YOUR CREATIONS...

*BE BOLD, BE SAFE, and TAKE  
CARE OF YOU!*

*All the best,  
Ms. Fields*

We'd love to see your  
work!!!

Email your art teacher.

Bridger:  
Jill\_Fields@idschools.org

Nowlin:  
shannon\_bown@idschools.org