



Social Studies Virtual Learning

**6-8 EL Beginning Social
Studies**

April 20, 2020



Lesson: April 20, 2020

Objective/Learning Target: The student will learn vocabulary important to understanding the South. The student will use new vocabulary to write sentences

Watch this [video](#) to hear and practice
saying new vocabulary words

Now practice the words on your own

Practice saying or writing the word that goes with the image.





crop

Practice saying or writing the word that goes with the image.





rice

Practice saying or writing the word that goes with the image.





cotton

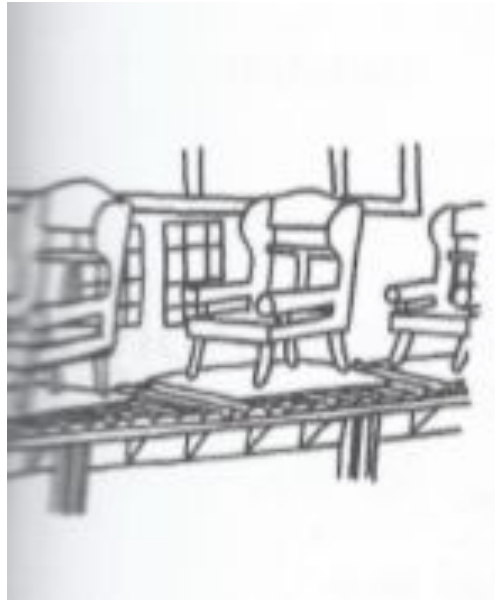
Practice saying or writing the word that goes with the image.

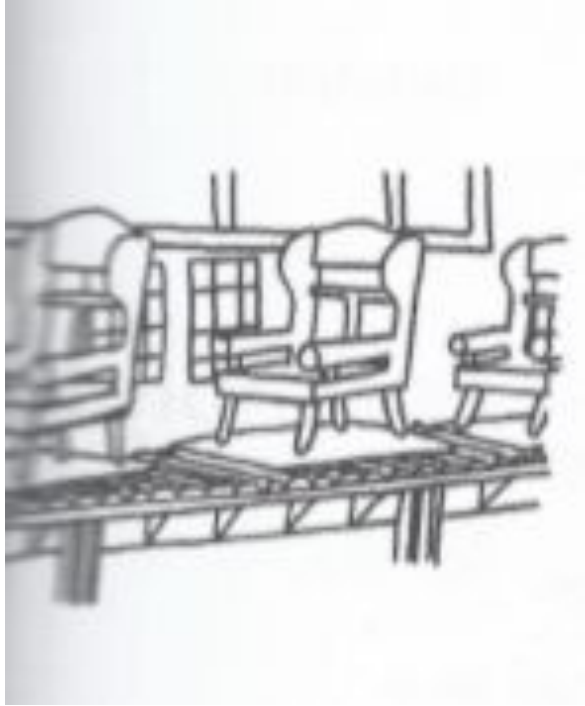


sugarcane



Practice saying or writing the word that goes with the image.





Assembly Line

Practice saying or writing the word that goes with the image.




Worker




Practice saying or writing the word that goes with the image.




Factory



Practice saying or writing the word that goes with the image.





Sugar

Practice saying or writing the word that goes with the image.






Furniture

Practice saying or writing the word that goes with the image.




Thread




Practice saying or writing the word that goes with the image.





Cloth

Practice saying or writing the word that goes with the image.



Lumber



Practice saying or writing the word that goes with the image.

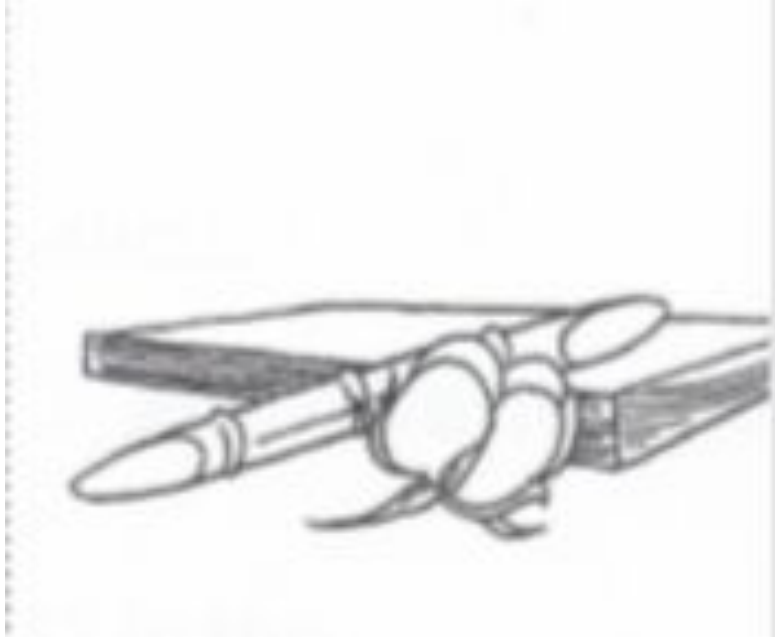


Goods



Practice saying or writing the word that goes with the image.





Raw

Materials

Try writing sentences with each of the vocabulary words.

- Crop
- Rice
- Cotton
- Sugarcane
- Assembly line
- Worker
- Factory

- Sugar
- Furniture
- Thread
- Cloth
- Lumber
- Goods
- Raw materials