



Music Virtual Learning

Middle School

Music Appreciation/Choir

April 20, 2020



Lesson: April 20, 2020

Objective/Learning Target:

Students will review and create eighth rests and dotted quarter notes.


Review:

What were some of the notes we've discussed over our last couple of weeks?


Can you name all five that we've gone over?

Do you remember what they all look like?

Do you remember how we can count them?





Did you guess:

Quarter note: 1 count 

Quarter rest: 1 count 

Eighth note pair: $\frac{1}{2}$ count each, 1 total 

Sixteenth note group: $\frac{1}{4}$ count each, 1 total 

Single eighth note: $\frac{1}{2}$ count each 

Great job!

All of these rhythms discussed today are in 4/4 time signature.


Now, do you remember some of the notes we've seen in the videos but haven't reviewed in detail together yet?

These are notes/rests that we've learned before, but haven't reviewed lately.

They were:

Single eighth rest 

Dotted quarter note 




Eighth rest = $\frac{1}{2}$ of a count of silence



Rule of the dot:
When there is a dot next to a note, it adds half of the original value onto the note.

Dotted quarter note = $1 \frac{1}{2}$ counts



So... original value of a quarter note is one count. Half of one count is half.
Therefore....
 $1 + \frac{1}{2} = 1 \frac{1}{2}$ counts!

Keep that rule of the dot in mind for our future lessons...

Let's put these two new notes to practice!

[This one](#) is tricky! Can you catch all the notes? If you don't do well the first time, try it again for more accuracy!

[This one](#) is a Beethoven song! See if you recognize the melody. Try and catch all those sixteenths notes!

[This one](#) is a song you may recognize as well. Now you know the notes and can play it more accurately. Have fun!

Check out [this backing track](#) and see if you can create your own song using ALL the notes we've been practicing now! (it's not easy to get sixteenths notes in at this fast of a tempo, but challenge yourself!)



Good work today! Keep it up! Music gets more fun the more you understand it all!

Thoughts for next time...

What are two more notes we haven't discussed yet? Maybe they will pop up for next week's lesson!
Be thinking of what they could be!

