



Music Virtual Learning

Middle School

Music Appreciation/Choir

April 21, 2020





Lesson: April 21, 2020

Objective/Learning Target:


Students will perform eighth rests and dotted quarter notes.


We have LOTS of notes/rests to review today!

Quarter note: 1 count 


Quarter rest: 1 count 

Eighth note pair: $\frac{1}{2}$ count each, 1 total 

Sixteenth note group: $\frac{1}{4}$ count each, 1 total 

Single eighth note: $\frac{1}{2}$ count each 

Eighth rest: $\frac{1}{2}$ count of silence 

Dotted quarter note: 1 $\frac{1}{2}$ counts 

All of these rhythms discussed today are in 4/4 time signature.

Are some of these rests/notes getting more familiar?

Today we will PERFORM!

You can pick what you created yesterday when you played with the backing track, or you can come up with a new song/pattern today. Just be creative!

Are you writing down your rhythms somewhere?



If so, we will be putting our notes into ACTUAL music here in a few weeks. You'll get to write your own music and HEAR it performed. Get excited for that!

If you are not writing down your rhythms, that means you are creating on the spot, which is also called improvisation. Good for you! Let's keep improving together!


Instruments?

Can you find an instrument in your home?

Does someone in your home play an instrument that you could ask to borrow?

Or can you find something more homemade like pots/pans, sticks, empty tissue box, beans? Get creative if you want! It can be fun to play when you have an instrument to jam with!

Clapping hands work just as well though!



You ready?

LET'S JAM!

Check out each of these three backing tracks. They will have varying tempos, instrumentation, and feel. Decide which one you like best and jam on! Make sure you are including each of the seven notes/rest we've worked on so far. Refer to slide three if you want a reminder.

Have fun!!

[Backing Track #1](#)

[Backing Track #2](#)

[Backing Track #3](#)

Great job!

Keep jamming this week. Find songs on the television or your music and listen for the types of rhythms we have discussed. Can you hear quarter notes? Can you hear sixteenth notes?

Keep in mind we will be writing down/notating our songs soon!

