



Music Virtual Learning

7th Grade Orchestra

April 10, 2020



7th Grade Orchestra

Lesson: April 10, 2020

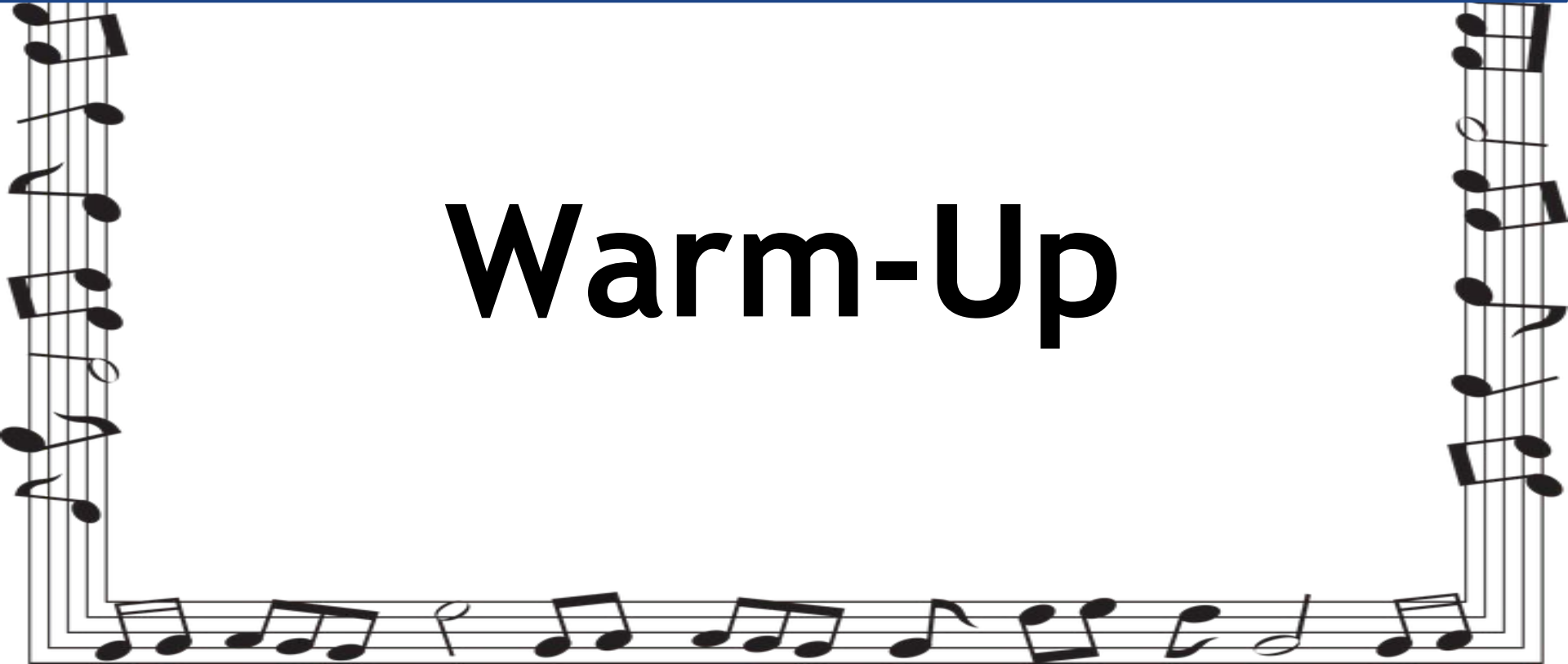
Objective/Learning Target:

Students will learn the history of string instruments & how they are made.

But first a message...



Warm-Up



Reflection Time

Take a moment to reflect on your goal progress this week. It's okay if you didn't meet your goal this week! What are some action steps you can take to do better next week? Don't forget to reach out to someone if you need help!

Lesson



History of String Instruments



Early string instruments

- Oldest known ancestor is the Ravanastron from Sri Lanka dating back from 5000 BC. It only had one string.
- Chinese Erhu
- Greek Lira
- Middle Eastern Rebec which had three strings.
- Arabic rabab
- French Vielle which was used by the Medieval troubadours and had 3 or 4 strings.




Violin/Viola



1500's


- Between 1505-1510, we see evidence of a three-string violin like instrument and a four-string viola through paintings.
- There were four different sizes: Soprano, Contraalto, Tenore, & Basso. (One violin, two violas of different sizes, and one bass violin.)
- In paintings, the viol and violin families were associated with virtue and spiritual love and harmony.



Luthier= a person that makes instruments.

1500's continued...

- King Charles IX ordered Luthier Amati to make him 38 instruments which included small and large violin shaped instruments.
- Instruments by court musicians for entertainment and dancing.
- Bows were curved outward.
- Players supported the violin against their chests just beneath the collar-bone.
- Strings were made out of sheep gut/intestine.




1600's

- Violin became known as an expressive and virtuosic solo instrument.
- Became a central part of the orchestra.
- Neck and fingerboard were still shorter and bridge lower than a modern instrument with no chin rest.
- Gut started being wrapped with silver wiring.
- Most well-known violin makers were in Cremona, Italy: Amati, Stradivari, and Guarneri.

How much longer do I need to hold this instrument up?



I'm so lit!



Why me?
What did I do?
What is this thing?



1700 and beyond

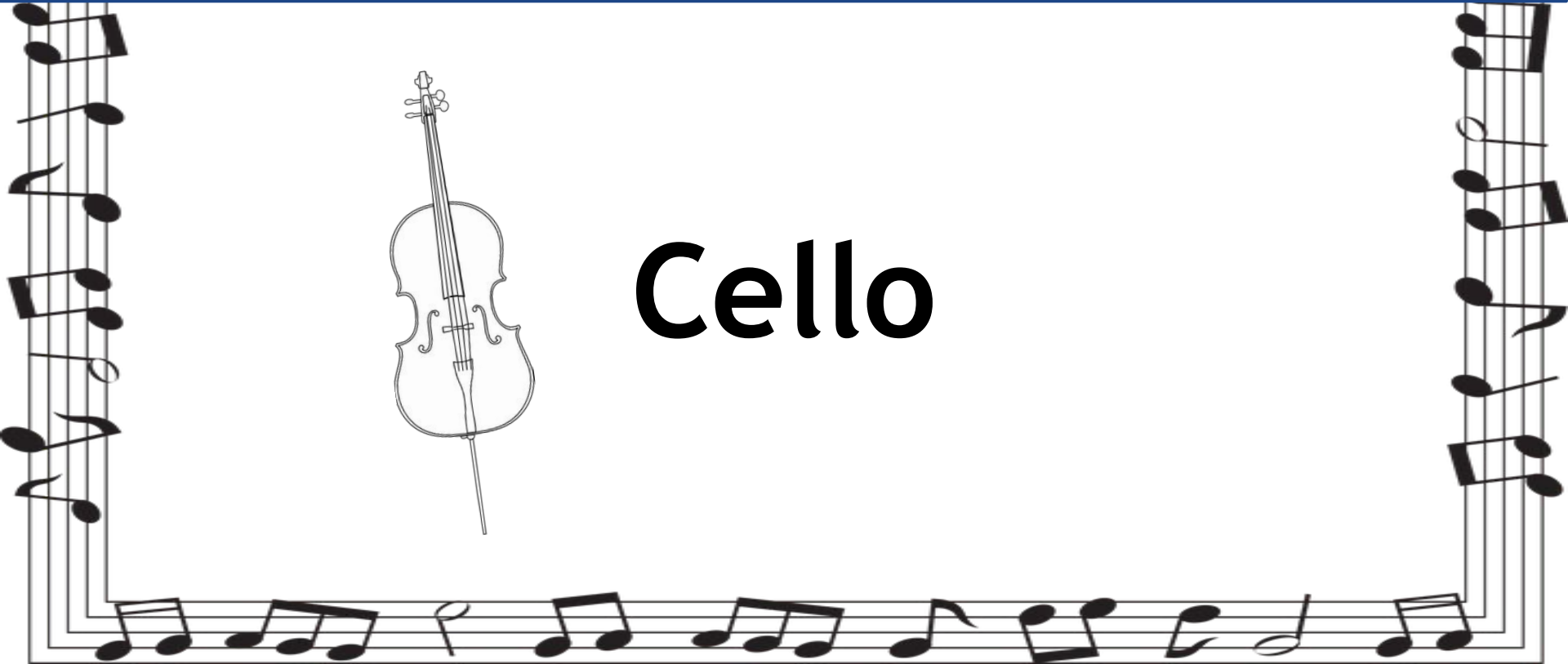
- Extended violin techniques such as double stops, shifting, vibrato, and more virtuosic music created a change in the instrument.
- The fingerboard was made longer and up higher which helped create more tension in strings and allowed for a more powerful sound.
- The bow design that we know today was introduced in the late 1700's.
- Chin rest was not invented until the 1820's by composer Louis Spohr.
- Shoulder rests were not invented until the middle of the 1900's.

Viola Facts

- Origins are similar to the violin. We are not sure which came first the violin or viola.
- First viola made an appearance through the viola da braccio which means “viola played on the arm.”
- Around the 1800’s, the viola began being constructed. However, it did not become commonly used until the end of the 19th century.
- In the 1930’s, Lionel Tetris created a slightly smaller viola from the 17 1/8 inch he played on. This helped violists be able to play the instrument more comfortably.



Cello



1500's-1700's

- Bass violins were often called “bass viols” and used to accompany vocal music in a religious context.
- The cello first was constructed in Northern Italy in the first half of the 16th century in the workshops of famous instrument makers like Andrea Amati and Gasparo da Salo.
- Viola da gamba looked similar to a cello and was used for musical accompaniment and dance performances.
- Cellos were held between the calves and ankles close together.

1500's-1700's continued...

- Metal wound strings made it possible to expand the sound needed to bring the cello into formation.
- By 1700, the cello had become the preferred instrument over the violone and a cello design was made popular by luthier Antonio Stradivari.

1800's-1900's


- Due to the rise of orchestras in the 19th century, cellos became used more in concert music settings.
- Endpin was not designed until the end of the 19th century. Instead,

I love my
instrument!






I'm so
talented...





Bass



BASS

- Originated from the viol family. Some say it originated from the viola da gamba while others claim it comes from the violin family.
- Research has revealed that there were as many as 50 different tunings used during the history of the string bass.
- Early examples of the bass included gut frets along the fingerboard.
- Even to this day, the shape and construction of the bass vary in appearance and sound.

A decorative border of musical staves and notes surrounds the central text. The border consists of a vertical staff on the left, a vertical staff on the right, and a horizontal staff at the bottom, all containing various musical notes and symbols.

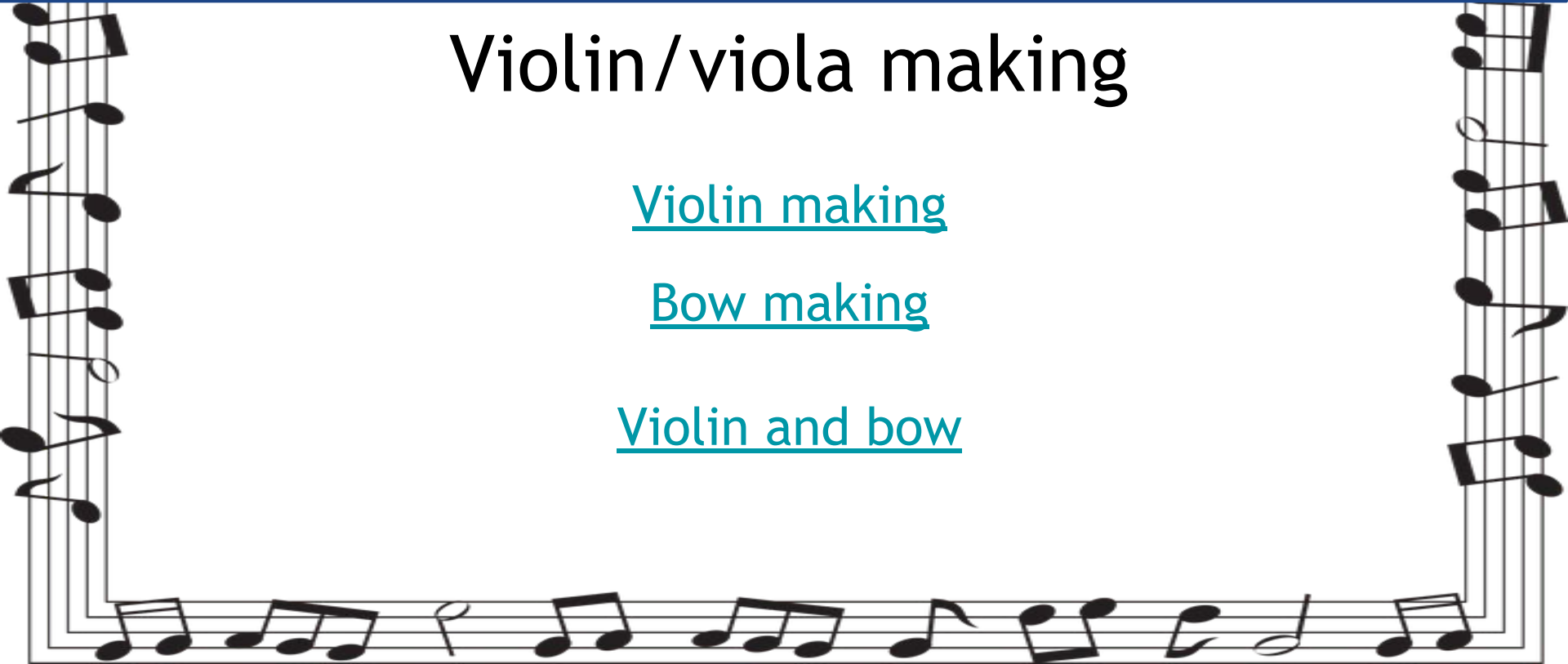
**Next, check out how
your instrument or all of them
are made!**

Violin/viola making

[Violin making](#)

[Bow making](#)

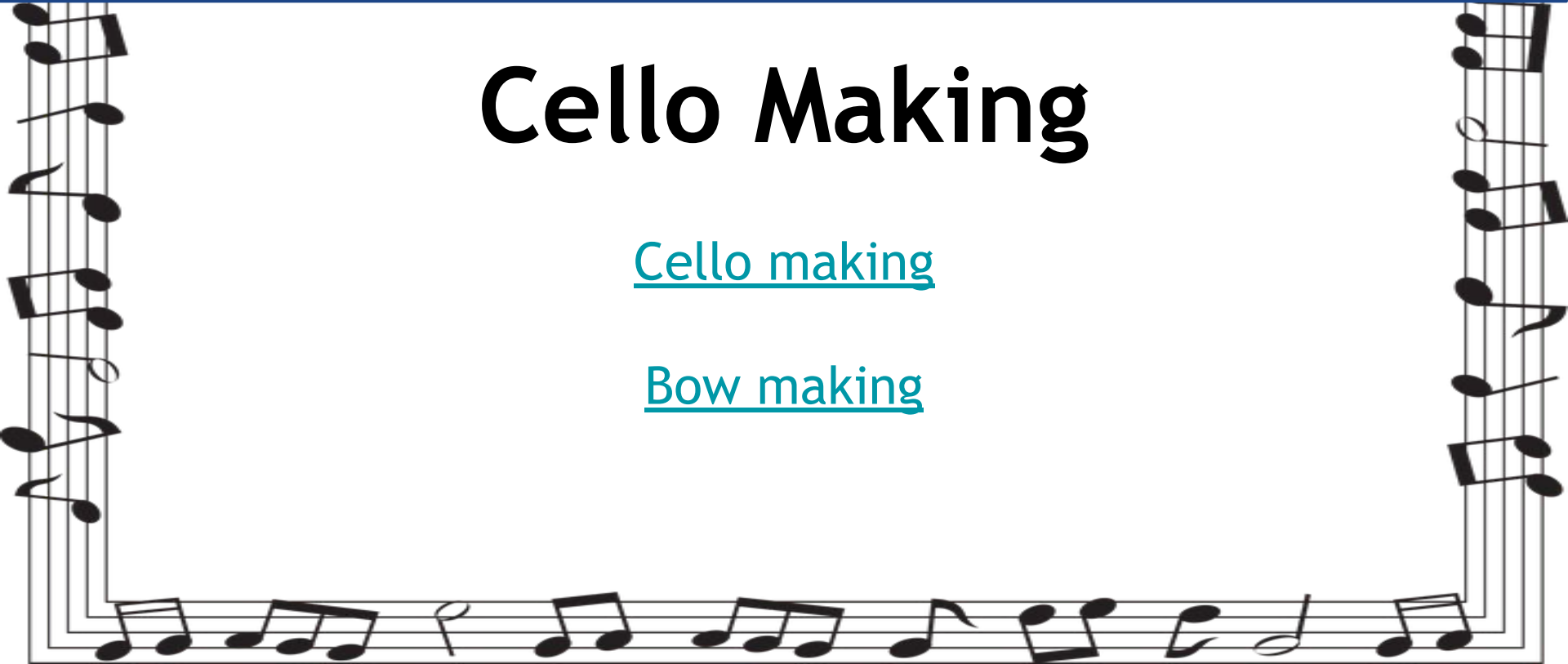
[Violin and bow](#)



Cello Making

[Cello making](#)

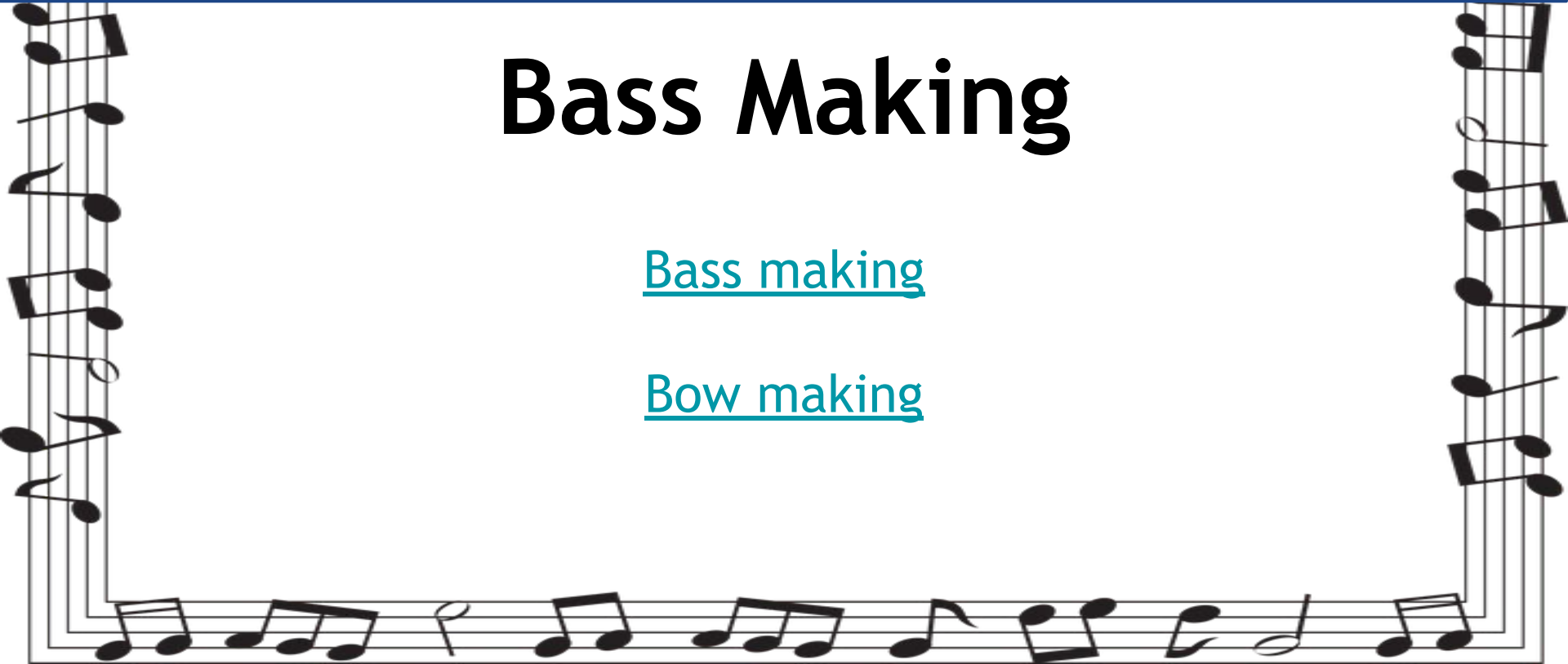
[Bow making](#)



Bass Making

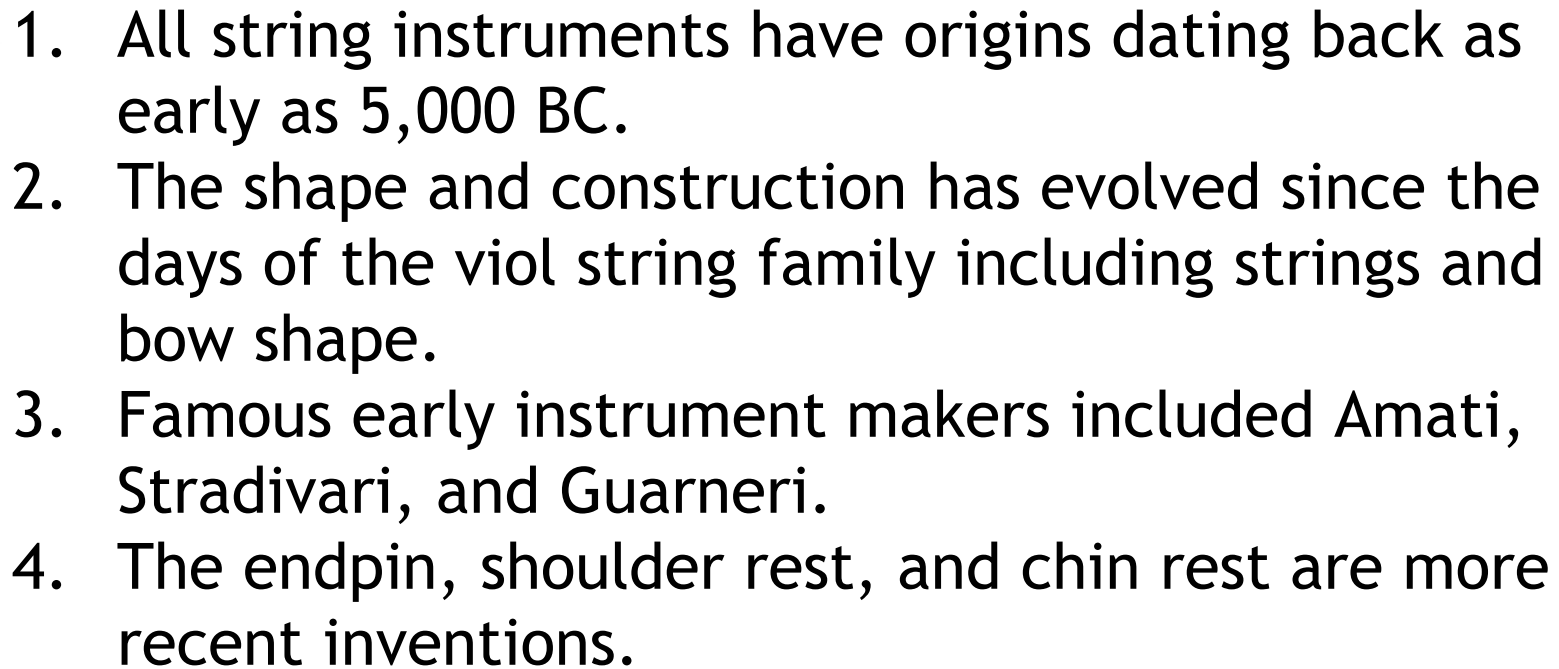
Bass making

Bow making




Review

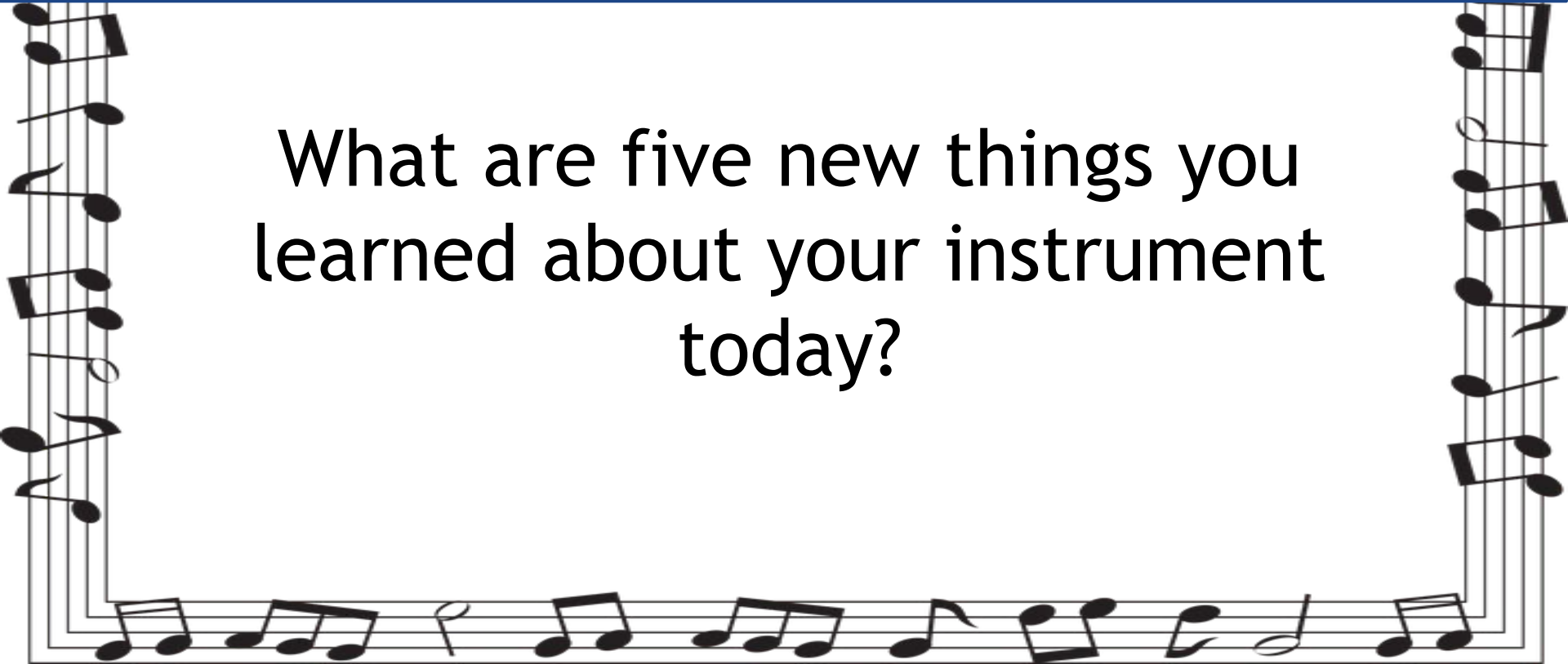


- 
- A decorative border of musical staves and notes surrounds the text. The border consists of a vertical staff on the left, a vertical staff on the right, and a horizontal staff at the bottom, all containing various musical notes and symbols.
1. All string instruments have origins dating back as early as 5,000 BC.
 2. The shape and construction has evolved since the days of the viol string family including strings and bow shape.
 3. Famous early instrument makers included Amati, Stradivari, and Guarneri.
 4. The endpin, shoulder rest, and chin rest are more recent inventions.

Self-Assessment



What are five new things you
learned about your instrument
today?



Additional Materials



Learn more about a variety of topics...

[Stradivari Violin](#)

[Violinmaking: A Historical Art](#)

[The Violinmaker](#)

[More violin making](#)

[Cello Maker](#)

[From tree to instrument Part 1](#)

[From tree to instrument part 2](#)