



Music Virtual Learning

7th Grade Orchestra

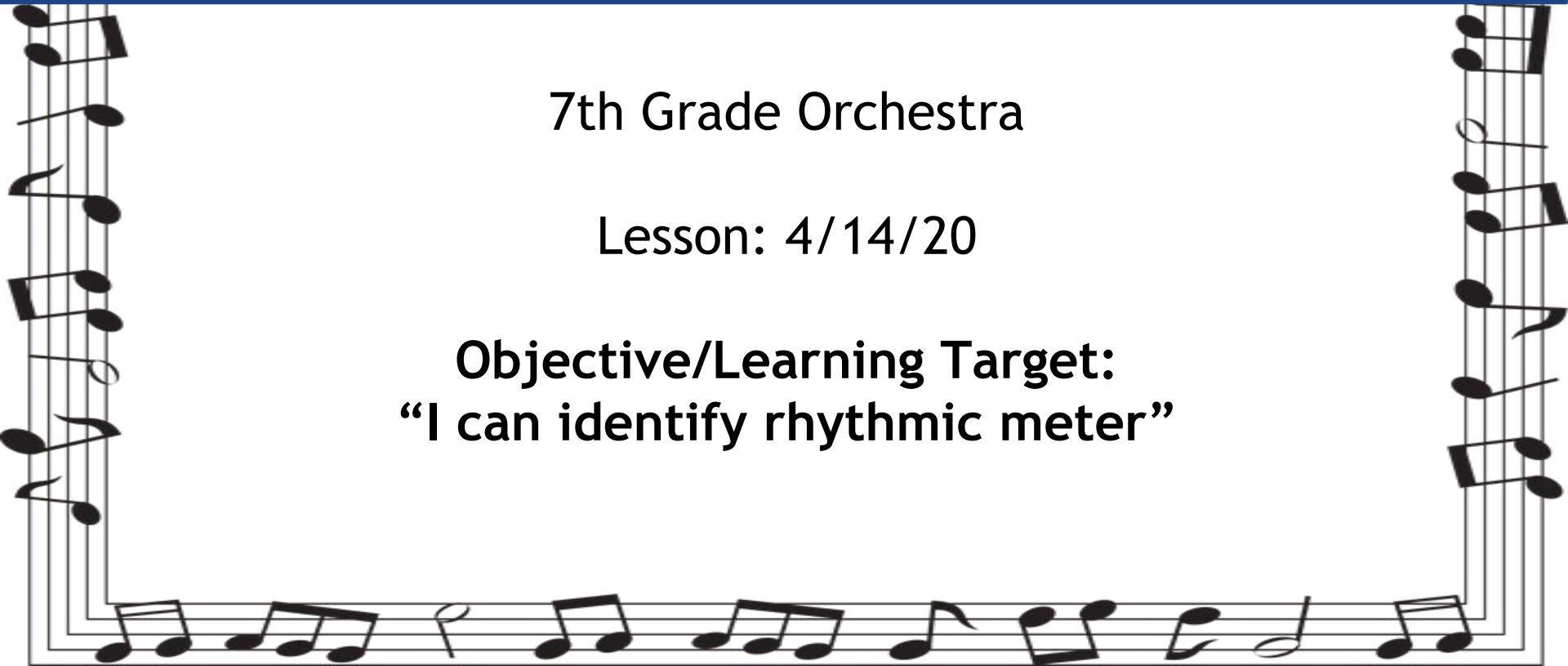
April 14, 2020



7th Grade Orchestra

Lesson: 4/14/20

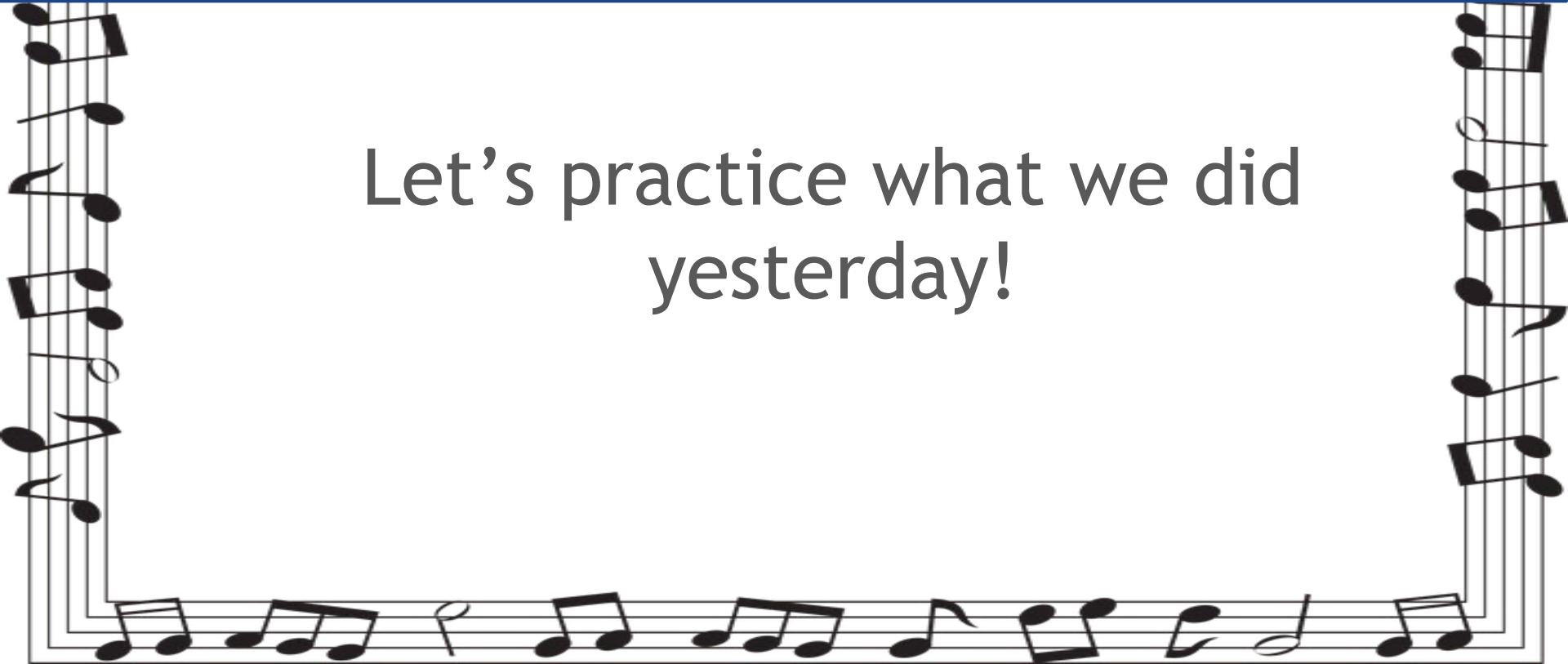
Objective/Learning Target:
“I can identify rhythmic meter”



Warm-Up




Let's practice what we did
yesterday!



We are going to practice taking our first finger on the D-String and sliding from E to G!


Violin/Viola



Cello



Bass





Today we will add our
third finger!

Your hand should look like this...


Violin/Viola

Cello

(bass issues are on the next slide)



Basses are shifting to
4th position!



Practice Exercises

	Beginner	Intermediate	Advanced
Violin	Click Here	Click Here	Click Here
Viola	Click Here	Click Here	Click Here
Cello	Click Here	Click Here	Click Here
Bass	Click Here	Click Here	Click Here

Lesson

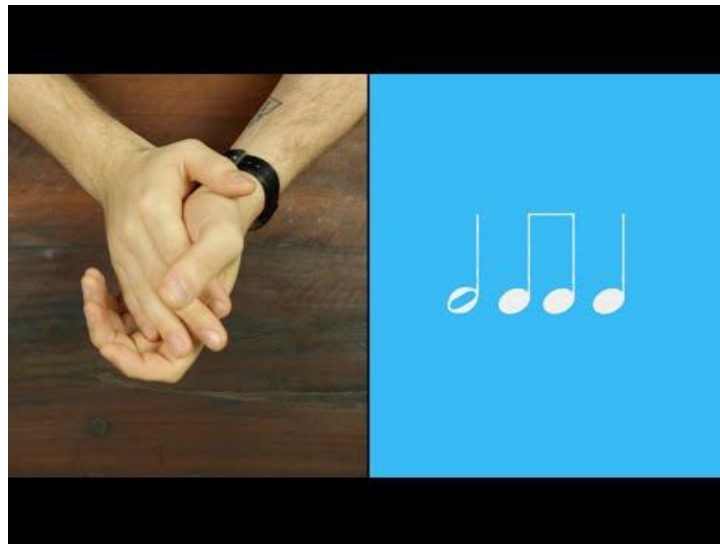


RHYTHMIC METER

PATTERNS OF STRONG AND WEAK BEATS



COUNTING REVIEW



TIME SIGNATURES AND METER

A screenshot of a digital notebook application. The interface shows a top status bar with the time '2:49 PM', date 'Thu Apr 2', and battery level '63%'. Below the status bar are three tabs: 'RhyWkst1', 'RhyWkst2', and 'Notebook (3)'. The main content area is a yellow background with several musical staves. The staves contain handwritten time signatures:

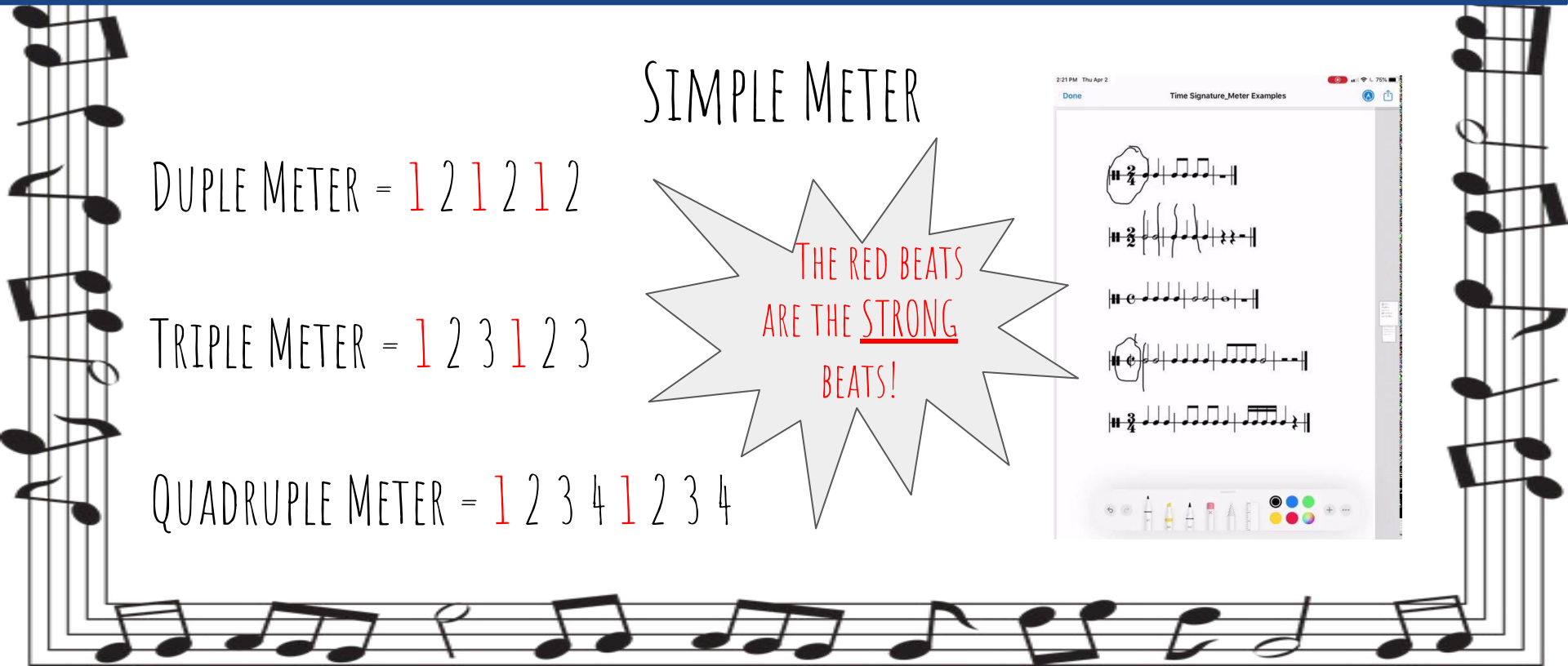
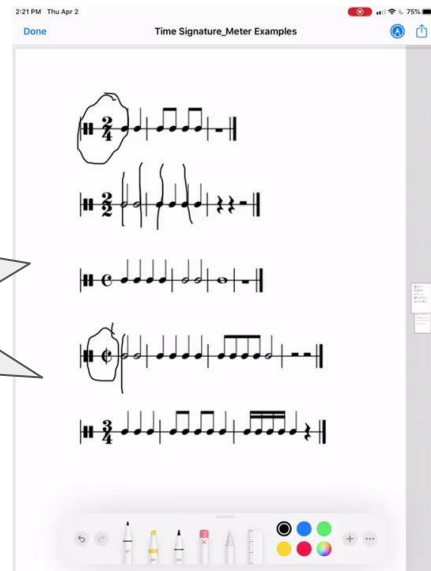
$\frac{2}{4}$	$\frac{2}{2}$	$\frac{2}{8}$	$\frac{3}{4}$	$\frac{3}{8}$	$\frac{3}{16}$
$\frac{4}{4}$	$\frac{4}{2}$	$\frac{4}{8}$	$\frac{6}{8}$	$\frac{6}{4}$	$\frac{9}{8}$
		$\frac{5}{4}$			

SIMPLE METER

DUPLE METER = 1 2 1 2 1 2

TRIPLE METER = 1 2 3 1 2 3

QUADRUPLE METER = 1 2 3 4 1 2 3 4



COMPOUND METER

$$6/8 = \underline{1} \ 2 \ 3 \ 4 \ 5 \ 6$$

(THIS IS DUPLE METER BECAUSE IT IS 2 GROUPS OF 3)

$$9/8 = \underline{1} \ 2 \ 3 \ 4 \ 5 \ 6 \ 7 \ 8 \ 9$$

(THIS IS TRIPLE METER BECAUSE IT IS 3 GROUPS OF 3)

A screenshot of a digital music notation application titled "Time Signature_Meter Examples". The app interface shows four staves of music, each with a different time signature: 6/8, 9/8, 7/8, and 5/4. The notation includes various note values and rests. At the bottom of the screen, there is a toolbar with drawing tools like pens, highlighters, and erasers, along with a color palette.

ASYMMETRICAL (OR "IRREGULAR")


$7/8 =$

METER

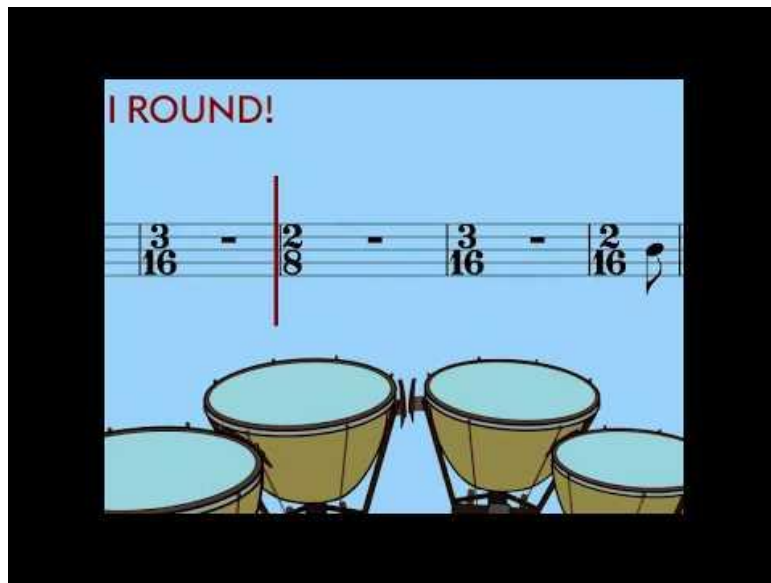
1 2 3 4 5 6 7 OR 1 2 3 4 5 6 7

$5/4 =$

1 2 3 4 5 OR 1 2 3 4 5



THE "RITE OF SPRING" BY STRAVINSKY IS A PERFECT EXAMPLE OF NEEDING TO INTERPRET CHANGING TIME SIGNATURES AND UNDERSTAND WHERE THE STRONG BEATS ARE IN THE MEASURE! LISTEN AND SEE IF YOU CAN "CLAP-A-LONG"! (GOOD LUCK)



TRY COMPOSING YOUR OWN RHYTHM!

<https://musiclab.chromeexperiments.com/rhythm/>

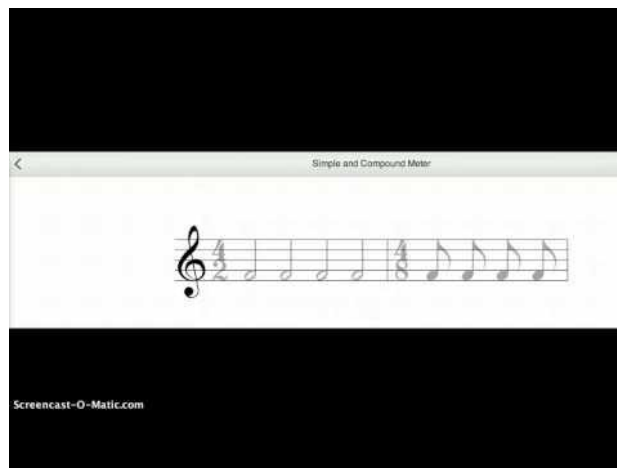
DO YOU KNOW WHAT THE METER IS? WHERE ARE YOUR STRONG BEATS? (LOOK AT THE VERTICAL LINES)



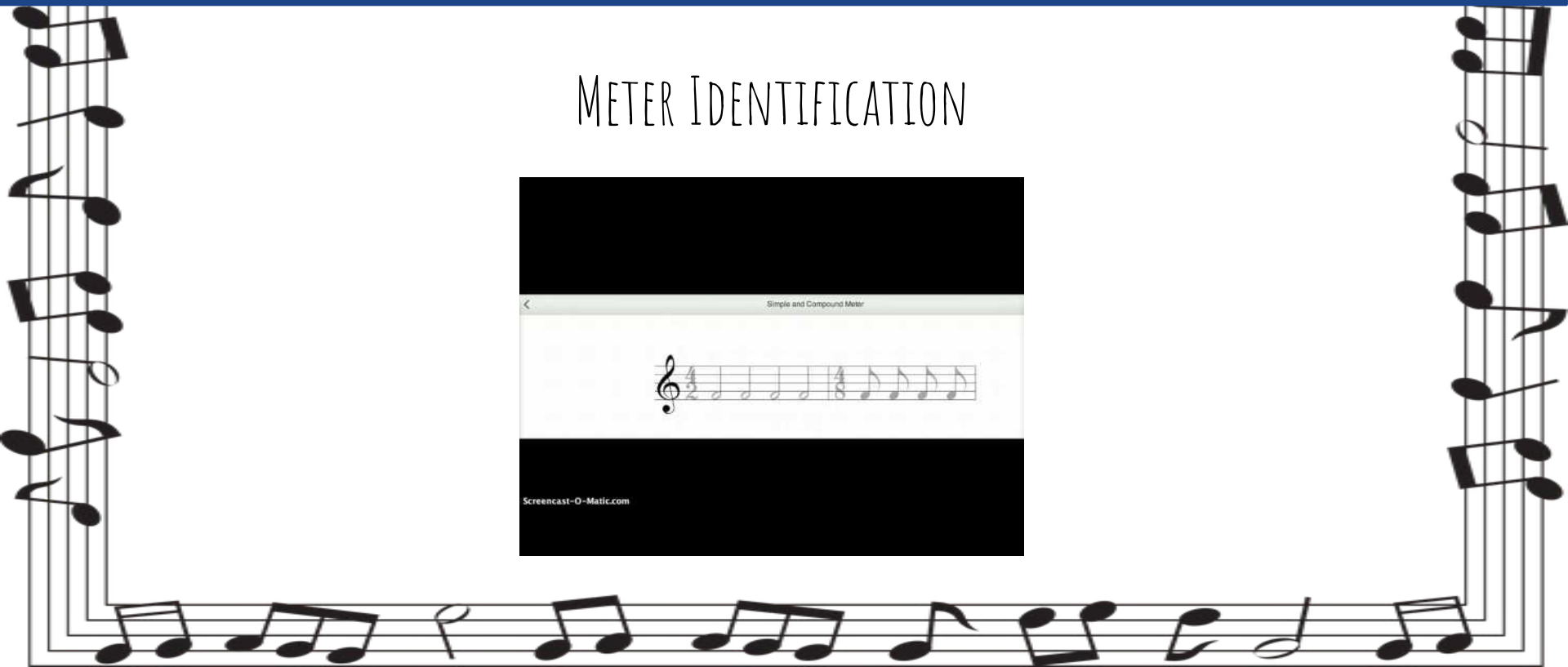
Review



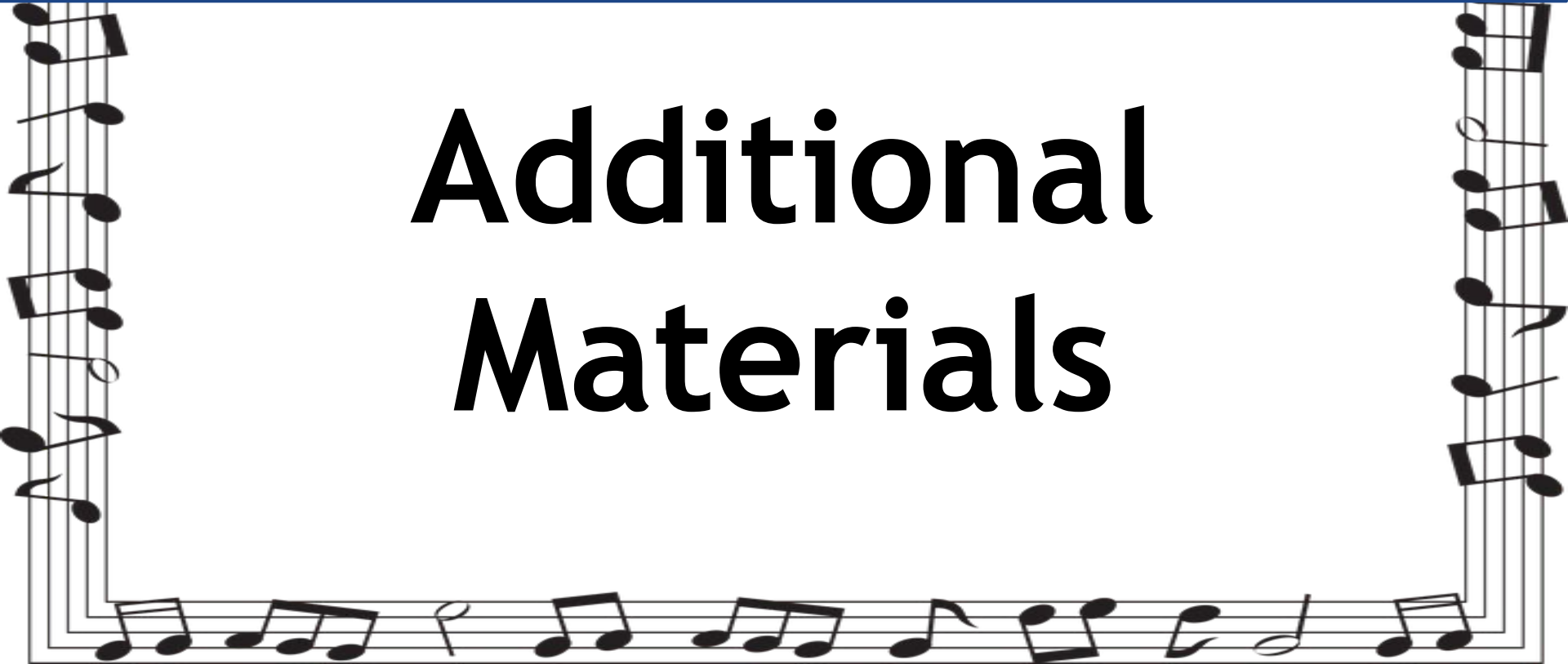
METER IDENTIFICATION



A screenshot of a music theory application interface. The title bar at the top reads "Simple and Compound Meter". Below the title bar is a musical staff in treble clef with a 4/2 time signature. The staff contains a sequence of notes: a quarter note, a quarter note, a quarter note, a quarter note, a half note, a half note, a quarter note, and a quarter note. The interface is framed by a black border. At the bottom left of the screenshot, the text "Screencast-O-Matic.com" is visible.



Additional Materials





THIS WEBSITE EXPLAINS DIFFERENT KINDS OF METER AND HAS LISTENING EXAMPLES TO HELP YOU IDENTIFY DIFFERENT METERS!!

[HTTP://OPENMUSICTHEORY.COM/METER.HTML](http://openmusictheory.com/meter.html)

THIS WEBSITE LETS YOU PRACTICE! I WOULD SUGGEST CHECKING ONE BOX AT A TIME TO TRY THE EXERCISES, THEN CHOOSE ONE YOU ARE ABLE TO ACCOMPLISH. SOME OF THESE ARE TRICKY!


[HTTPS://UTHEORY.COM/APP/SKILLS/PRACTICE/START/RHYTHM_MATH](https://utheory.com/app/skills/practice/start/rhythm_math)

MORE VIDEOS EXPLAINING METER AND TIME SIGNATURES

[HTTPS://WWW.KHANACADEMY.ORG/HUMANITIES/MUSIC/MUSIC-BASICS2](https://www.khanacademy.org/humanities/music/music-basics2)



Self-Assessment



LISTEN TO ONE OF YOUR FAVORITE SONGS! ANY
GENRE!

DO YOU KNOW WHAT METER IT IS IN? LISTEN FOR
THE STRONG BEATS. (PRO TIP: DANCING ALONG
HELPS YOU FIND THE BEAT!)

