

A decorative border of musical notation, including a treble clef, various note values (quarter, eighth, and sixteenth notes), and rests, arranged in a rectangular frame around the central text.

7th Grade Orchestra

Lesson: 4-8-2020

Learning Target:

Students will listen & reflect about a musical work.

A decorative border of musical notation surrounds the central text. The border consists of a single staff of music with various notes, including quarter, eighth, and sixteenth notes, and rests, arranged in a rectangular frame.

Warm-Up



Goal Warm-Up

Review your goal for the week, and answer the following:

1. What are three potential obstacles you might have in meeting your goals?
2. What are three some potential solutions to overcome Those obstacles?




Lesson

LET'S TAKE A LISTEN TO...

Composer: Ludwig Van Beethoven (1770-1827)

Piece: Symphony No. 5, 1st movement

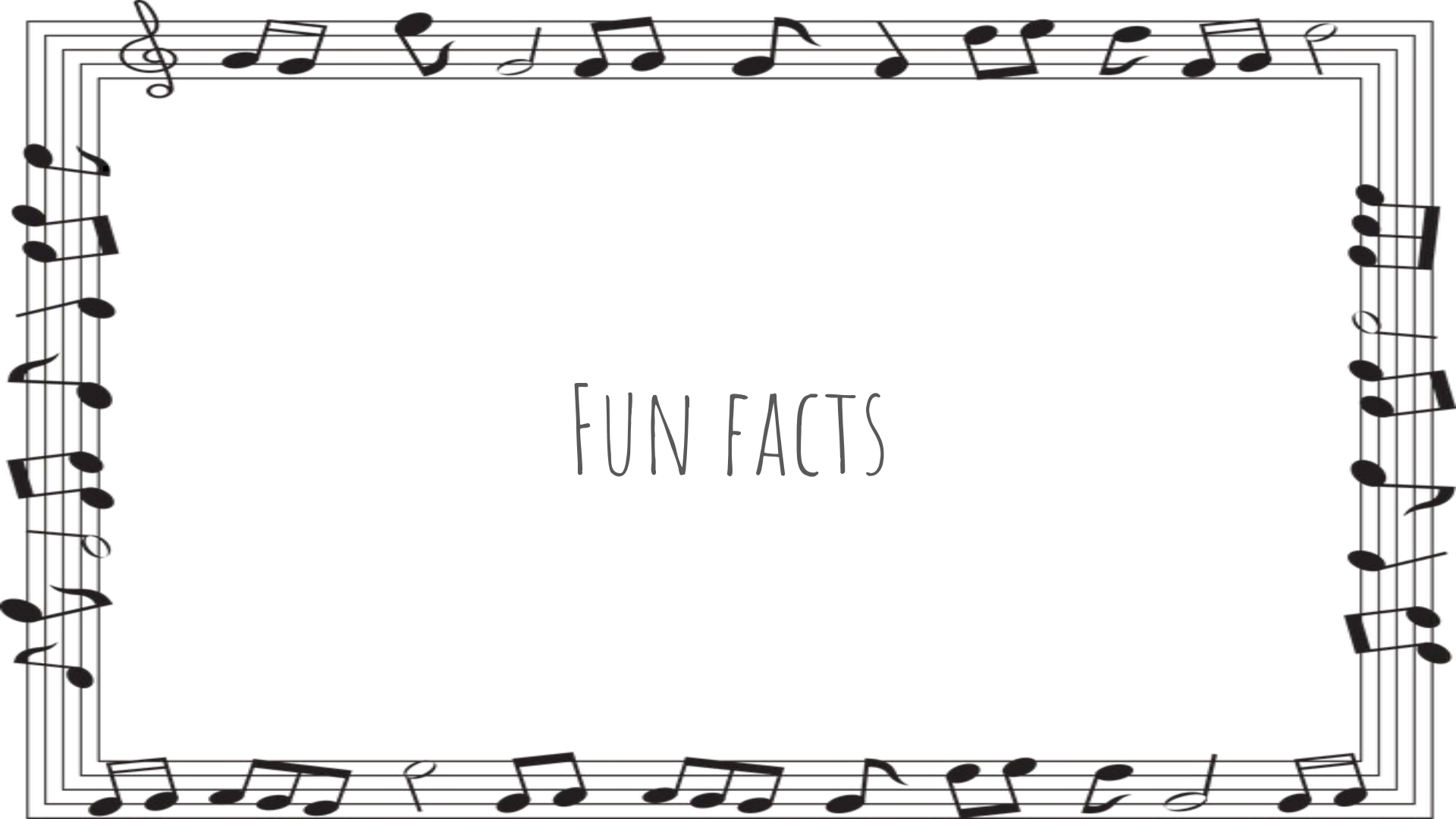


Joseph Karl Stieler. Photo: © Beethoven-Haus Bonn

A decorative border of musical notation surrounds the text. It features a treble clef at the top left, a bass clef at the bottom left, and various notes and rests on a five-line staff that forms a rectangular frame.

SYMPHONY No. 5

- HAS FOUR MOVEMENTS
- IN THE KEY OF C MINOR
- THE WHOLE PIECE LASTS ABOUT 30-40 MINUTES, BUT WE WILL ONLY BE LISTENING TO THE 1ST MOVEMENT.
- BEETHOVEN CONDUCTED THIS SYMPHONY AT THE PREMIERE.
- PIECE WAS WRITTEN DURING THE CLASSICAL PERIOD.



FUN FACTS

FUN FACT #1



THE BEGINNING SHORT-SHORT-SHORT-LONG RHYTHM PATTERN REPRESENTS "FATE KNOCKING AT THE DOOR" & HAS MANY VARIATIONS THROUGHOUT THE WHOLE WORK. BEETHOVEN WROTE THIS PIECE AS HE WAS STRUGGLING WITH HIS HEARING LOSS.

FUN FACT #2

IT TOOK BEETHOVEN ABOUT 4 YEARS TO FINISH THIS SYMPHONY BEFORE IT WAS PREMIERED AT THE THEATER AN DER WIEN IN 1808.



© WienTourismus/Paul Bauer

FUN FACT #3

THIS SYMPHONY BECAME FAMOUS DURING WORLD WAR II BECAUSE THE RHYTHM PATTERN MATCHED THE LETTER V FOR VICTORY IN MORSE CODE, THE ALPHABET USED ON THE TELEGRAPH.



CREDIT: BT ARCHIVE

FUN FACT #4

BEETHOVEN PLAYED THE PIANO, VIOLA, AND VIOLIN ALONG WITH BEING A COMPOSER (SOMEONE WHO WRITES MUSIC).



FUN FACT #5

THIS YEAR IS BEETHOVEN'S 250TH BIRTHDAY ANNIVERSARY.



BIRTHDAY SONG



BEFORE LISTENING, REMEMBER THESE TIPS

1. TRY TO FIND A QUIET SPOT (OUTSIDE, IN YOUR ROOM)
2. STAY FOCUS ON THE MUSIC (BE PRESENT & PRACTICE ACTIVE LISTENING)
3. LISTEN WITHOUT JUDGEMENT. (KEEP AN OPEN MIND)

A decorative border of musical notation, including a treble clef, various note values (quarter, eighth, and sixteenth notes), and rests, arranged in a rectangular frame around the central text.

IF YOU WANT TO KNOW MORE ABOUT BEING A BETTER MUSIC LISTENER CHECK
OUT THE FOLLOWING ARTICLE.

How to Listen to Music

A decorative border of musical notation surrounds the page. It consists of a single treble clef staff with various notes and rests arranged to form a rectangular frame. The notes include quarter, eighth, and sixteenth notes, some beamed together, and rests. The staff lines are clearly visible.

AS YOU LISTEN, FILL OUT THE LISTENING LOG.

Listening Log

A decorative border of musical notation, including a treble clef, various note values (quarter, eighth, and sixteenth notes), and rests, arranged in a rectangular frame around the central text.

SELECT ONE OF THE FOLLOWING PERFORMANCES:

1. Danish National Symphony Orchestra. 1st Movement is until 7:30.


[Beethoven's Fifth Symphony](#)

2. If you would like to see a graphical score, check this video out.

[Beethoven's Fifth Symphony, 1st movement](#)

If you are feeling adventurous, you may follow along using the musical score as well!

[Beethoven Score](#)

A decorative border of musical notation, including a treble clef, various note values (quarter, eighth, and sixteenth notes), and rests, arranged in a rectangular frame around the central text.

Feel free to share your
listening log with your
teacher!

allison_ross@idschools.org

melissa_quillory@idschools.org

laura_vanderwoude@idschools.org

selene_hernandez@idschools.org



Review

A decorative border of musical notation surrounds the text. It features a treble clef at the top left, a bass clef at the bottom left, and various notes, rests, and stems arranged in a rectangular frame.

REFLECTION QUESTIONS

1. What did you notice?
2. What do you think Beethoven was communicating through his music?
3. What makes you say that?

A decorative border of musical notation surrounds the central text. The border consists of a single staff of music with various notes, including quarter, eighth, and sixteenth notes, as well as rests, arranged in a rectangular frame. The notes are black on a white background.

Self-Assessment

You learn the more you listen!

Try listening to the 1st movement again and see how many more new sounds/instruments you hear.

Challenge your focus!

Listen to the entire piece. It will be magical.



A decorative border of musical notation surrounds the central text. The border consists of a single staff of music with various notes, including quarter, eighth, and sixteenth notes, as well as rests. The staff is oriented horizontally at the top and bottom, and vertically on the left and right sides. The notes are black on a white background.

Additional Materials

A decorative border made of musical staves with various notes and rests, framing the central text.

WANT TO LEARN MORE ABOUT BEETHOVEN?

Here are some wonderful websites & videos that you can explore!

Symphony No. 5

- <https://www.npr.org/templates/story/story.php?storyId=5473894>
- <https://www.youtube.com/watch?v=c4hZY5h84Wc>

Beethoven's Life

- https://www.youtube.com/watch?v=wz_vnQ8lhjA&feature=youtu.be
- <https://www.classicfm.com/composers/beethoven/guides/deaf-hearing-loss-composing/>
- <https://www.classicfm.com/composers/beethoven/guides/beethoven-20-facts-about-great-composer/>