



Music Virtual Learning

6th Grade Orchestra

April 21, 2020



6th Grade Orchestra

Lesson: April 21, 2020

Objective/Learning Target: “I can understand how notes are divided, including dotted rhythms”

Warm-Up



VIBRATO WARM UP REVIEW

**REVIEW YOUR EXERCISES EVERY DAY THIS WEEK!!

- SILENT SIREN
- SHAKERS
- (CHECK YOUR VIBRATO KILLERS!)

VIBRATO WARM UP


"STICKY FINGERS"

- START WITH THE "SILENT SIREN" MOVEMENT UP AND DOWN THE STRINGS
- KEEP THUMB IN POSITION WHILE ARM CONTINUES TO MOVE ("STICKY THUMB")
- TRY TO "STICK" EACH FINGER
- WITH METRONOME IN STEADY RHYTHM
- THINK ABOUT PULLING THE KNUCKLE AWAY

ALL WATCH THIS



CELLO/BASS: WATCH MS. ROSS' VIDEO AFTER MS. WOW'S VIDEO! :)

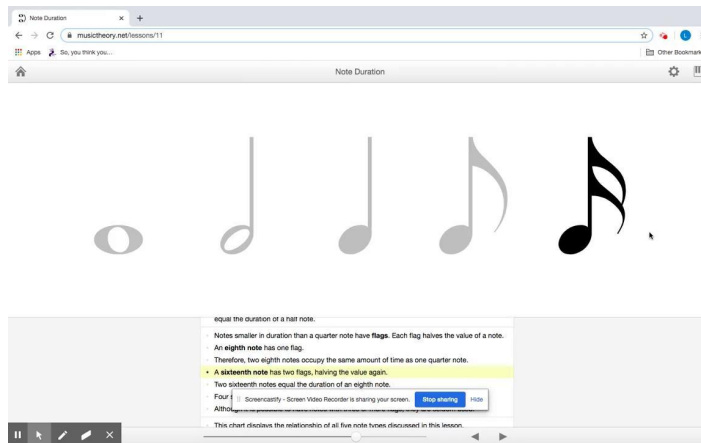


Lesson



NOTE DURATION

WATCH THIS VIDEO TO
UNDERSTAND (OR REVIEW)
HOW TO DIVIDE RHYTHMS

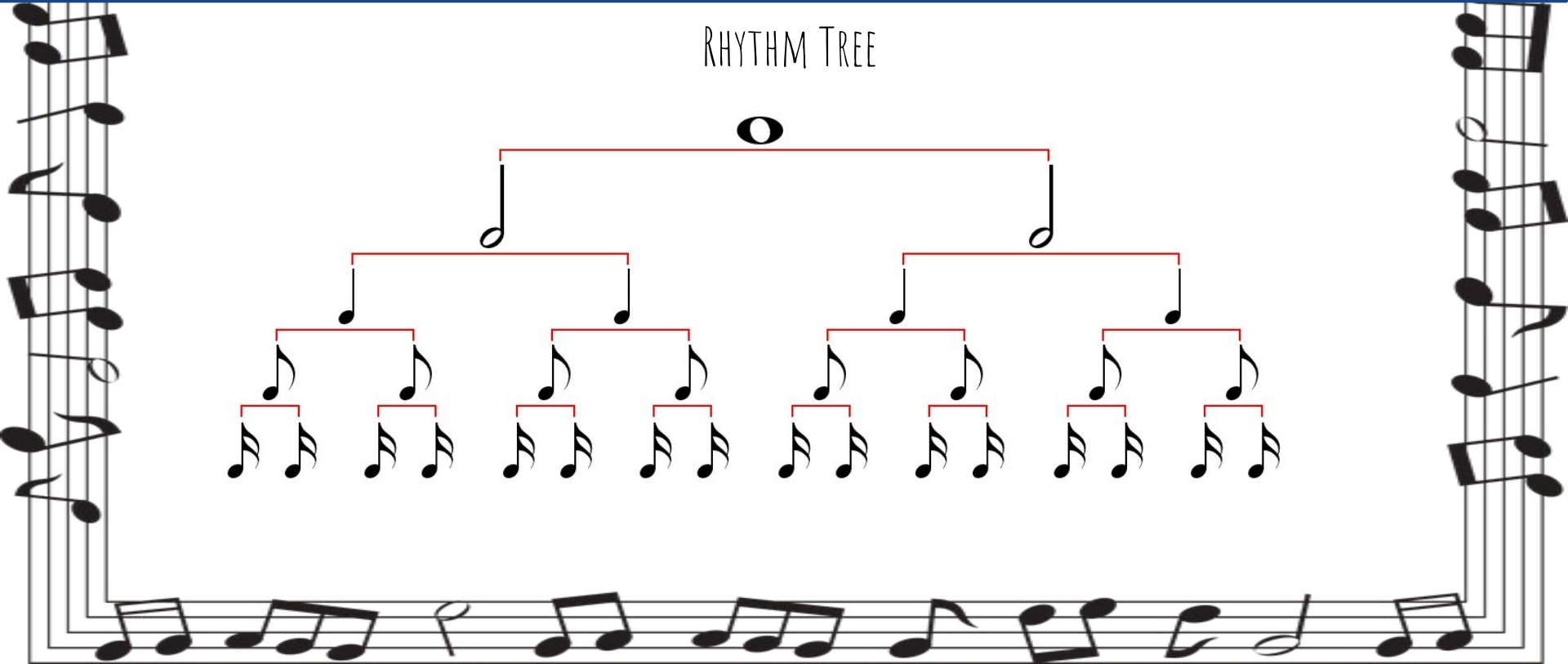


The screenshot shows a video player interface. At the top, the browser address bar displays "musictheory.net/lessons/11". The video content shows five musical notes on a staff: a whole note, a half note, a quarter note, an eighth note, and a sixteenth note. Below the notes, a transcript is visible with the following text:

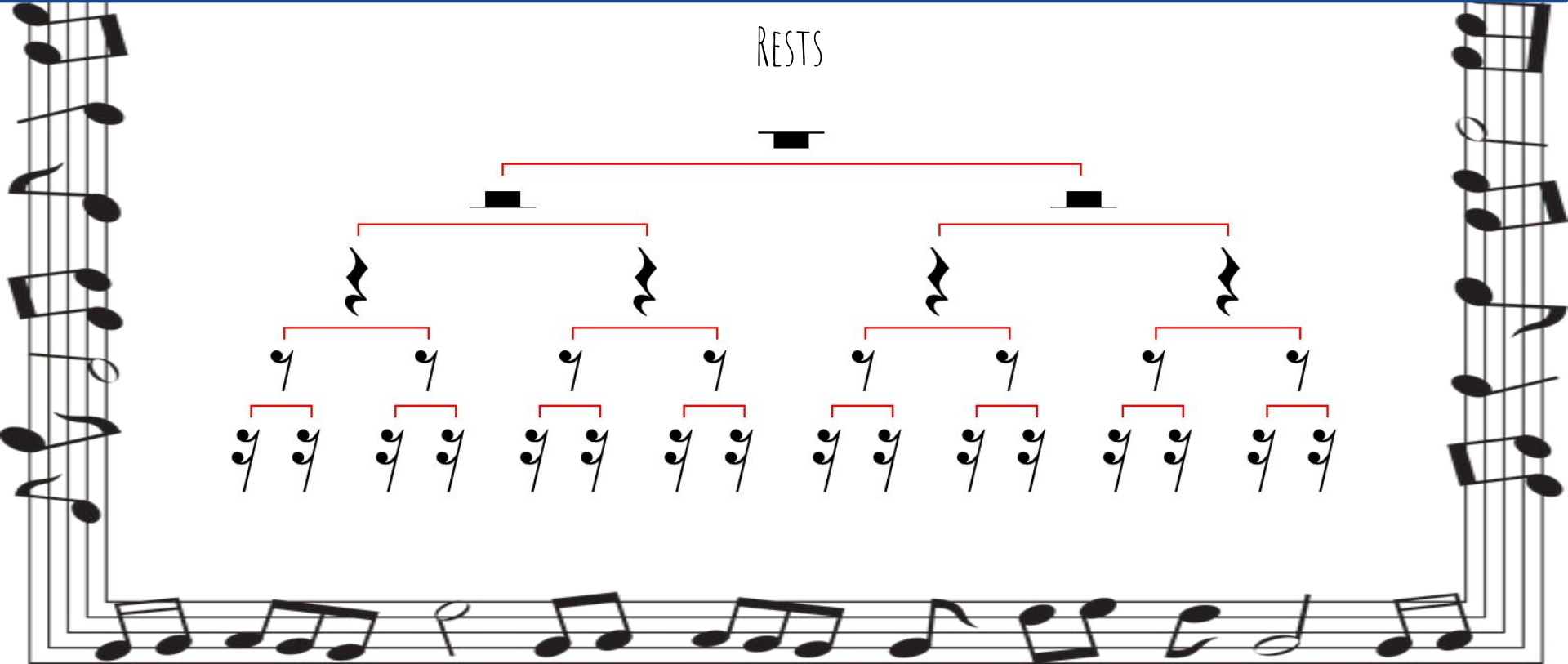
- equal the duration of a half note.
- Notes smaller in duration than a quarter note have flags. Each flag halves the value of a note.
- An eighth note has one flag.
- Therefore, two eighth notes occupy the same amount of time as one quarter note.
- A sixteenth note has two flags, halving the value again.
- Two sixteenth notes equal the duration of an eighth note.
- FOUR
- Altho

At the bottom of the transcript, there is a "Stop sharing" button and a "Hide" button. The video player controls at the bottom include a play/pause button, a progress bar, and a volume icon.

RHYTHM TREE



RESTS



DOTTED RHYTHMS

CHECK OUT THIS VIDEO ON
DOTTED RHYTHMS! THIS WILL
HELP YOU BETTER
UNDERSTAND THE "MATH"
BEHIND DOTTED RHYTHMS!

The screenshot shows a video player with the title "Dots and Ties". The video content is as follows:

Below the grid, a list of key points is shown:

- Ties merge multiple notes of the same pitch.
- They are used to let the duration of a note travel across barriers (such as the measure line in this example).
- The fourth and fifth notes are now combined.
- If the measure line were not there, we could have written a half note instead.
- Use this chart for reference to augmentation dots.

A Screenshotly watermark is visible at the bottom of the video player.

DOTTED RHYTHMS

DOTTED RHYTHMS ARE USUALLY PAIRED WITH ANOTHER NOTE THAT "COMPLEMENTS" IT, SO THAT IT EQUALS A WHOLE NUMBER (BEAT).

④ $1.5 + .5 = 2$

① $.75 + .25 = 1$

DOTTED RHYTHMS

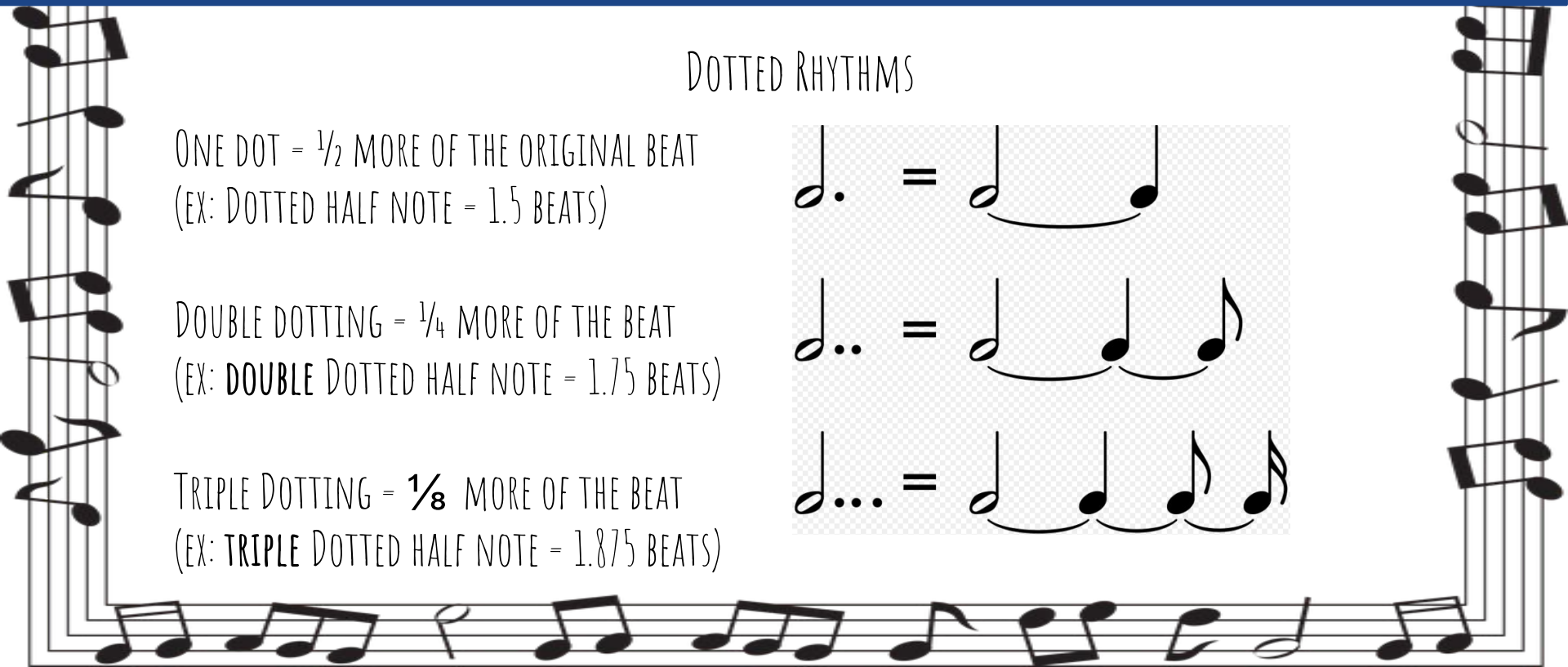
ONE DOT = $\frac{1}{2}$ MORE OF THE ORIGINAL BEAT
(EX: DOTTED HALF NOTE = 1.5 BEATS)



DOUBLE DOTTING = $\frac{1}{4}$ MORE OF THE BEAT
(EX: **DOUBLE** DOTTED HALF NOTE = 1.75 BEATS)



TRIPLE DOTTING = $\frac{1}{8}$ MORE OF THE BEAT
(EX: **TRIPLE** DOTTED HALF NOTE = 1.875 BEATS)



MATH QUIZ! (MORE WORD PROBLEMS)

1. HOW MANY EIGHTH NOTES ARE IN A WHOLE NOTE?
2. HOW MANY SIXTEENTH NOTES ARE IN A HALF NOTE?
3. HOW MANY SIXTEENTH NOTES ARE IN A QUARTER NOTE?
4. HOW MANY THIRTY-SECOND NOTES ARE IN A WHOLE NOTE?
5. HOW MANY EIGHTH NOTES ARE IN A DOTTED HALF NOTE?

REFER BACK TO YOUR
"RHYTHM TREE" IF
YOU NEED HELP!!

ANSWER KEY

1. HOW MANY EIGHTH NOTES ARE IN A WHOLE NOTE? 8!
2. HOW MANY SIXTEENTH NOTES ARE IN A HALF NOTE? ALSO 8!
3. HOW MANY SIXTEENTH NOTES ARE IN A QUARTER NOTE? 4! (4x4=16...HMM..)
4. HOW MANY THIRTY-SECOND NOTES ARE IN A WHOLE NOTE? 32!
5. HOW MANY EIGHTH NOTES ARE IN A DOTTED HALF NOTE? 6!

RHYTHM MATH

CLICK THE LINK TO TEST YOUR
RHYTHM MATH SKILLS!
WHEN YOU GO TO THE PAGE, CHECK
ONLY THE "RHYTHM MATH" BOX.

Review



Additional Materials



THIS WEBSITE HAS AN EXPLANATION OF HOW RHYTHMS RELATE TO FRACTIONS AND MATH, BUT ALSO A PRETTY FUN INTERACTIVE ACTIVITY!

[HTTP://MATHENGAGED.ORG/RESOURCES/ACTIVITIES/MUSIC/RHYTHMS-FRACTIONS/](http://mathengaged.org/resources/activities/music/rhythms-fractions/)

Self-Assessment



MORE MATH RHYTHM WORK! QUIZ YOURSELF! :)

[HTTP://WWW.MUSICTEACHER.COM/MUSIC_QUIZES/AQ_RHYTHMIC_MATH_QUIZ/STORY.HTM](http://www.musicteacher.com/music_quizzes/aq_rhythmic_math_quiz/story.htm)

↓