



Music Virtual Learning

6th Grade Orchestra

May 12, 2020

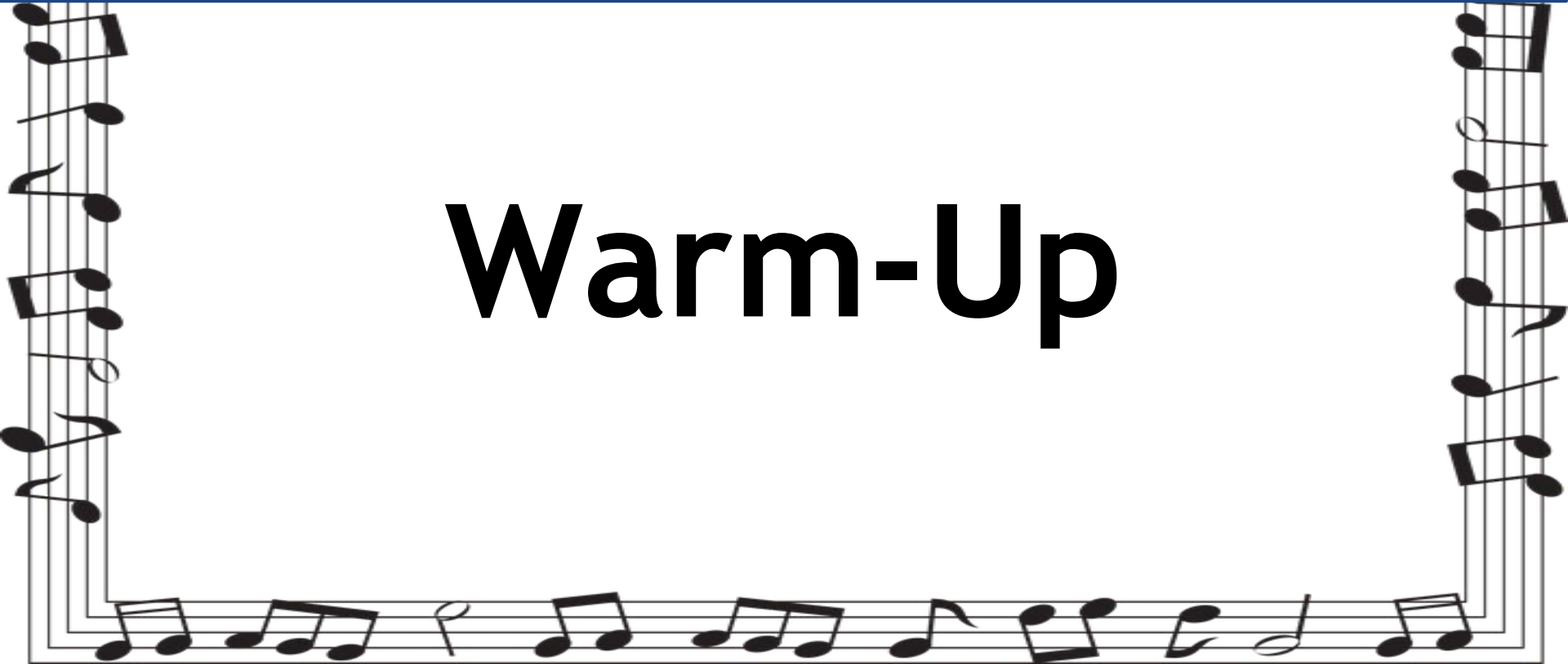


6th Grade Orchestra

Lesson: May 12, 2020

Objective/Learning Target: “I can use my bow appropriately for various rhythmic patterns”

Warm-Up





Let's Practice!

Step 2

Try 10 minutes of practice!

Set a timer!

Take a 10 minute break!

Lesson




BOWS AND RHYTHM



PHONE NUMBER GAME

WRITE OUT YOUR PHONE NUMBER (OR
A RANDOM SERIES OF NUMBERS).

TRY TO USE YOUR WHOLE BOW FOR
EACH NUMBER, USING FASTER BOWS
FOR SMALLER NUMBERS AND SLOWER
BOWS FOR BIGGER NUMBERS.



WATCH THE VIDEOS AND PLAY ALONG WITH THE EXAMPLES! THINK ABOUT HOW YOU ARE USING YOUR BOW (SPEED, AMOUNT OF BOW, AREA OF BOW, ETC.)



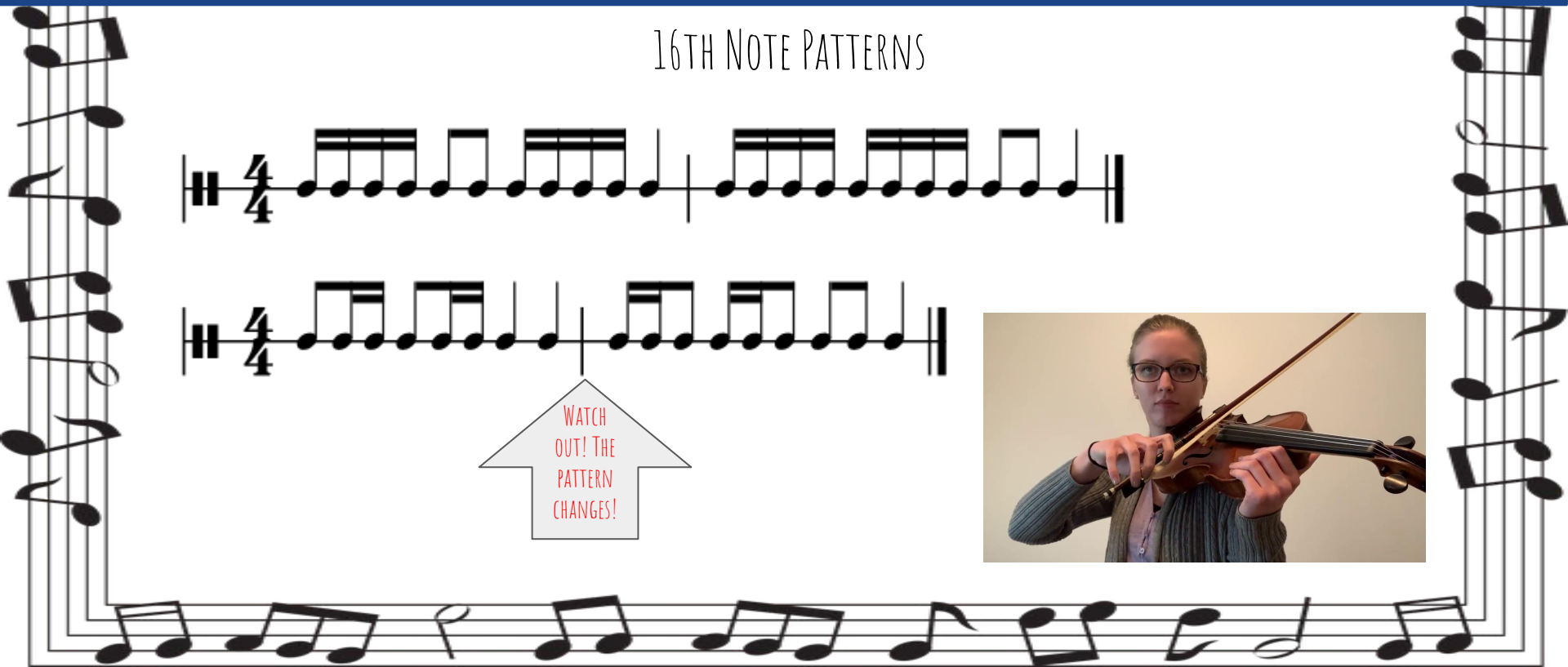
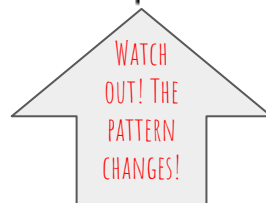
WATCH
OUT! THE
PATTERN
CHANGES!




3/4 AND 6/8



16TH NOTE PATTERNS



DOTTED 16TH AND SYNCOPATED PATTERNS



ACCENTS

ACCENTS ALSO AFFECT OUR
BOWING! PLAY ALONG WITH THESE
EXAMPLES ON AN OPEN STRING!



level 7



Review

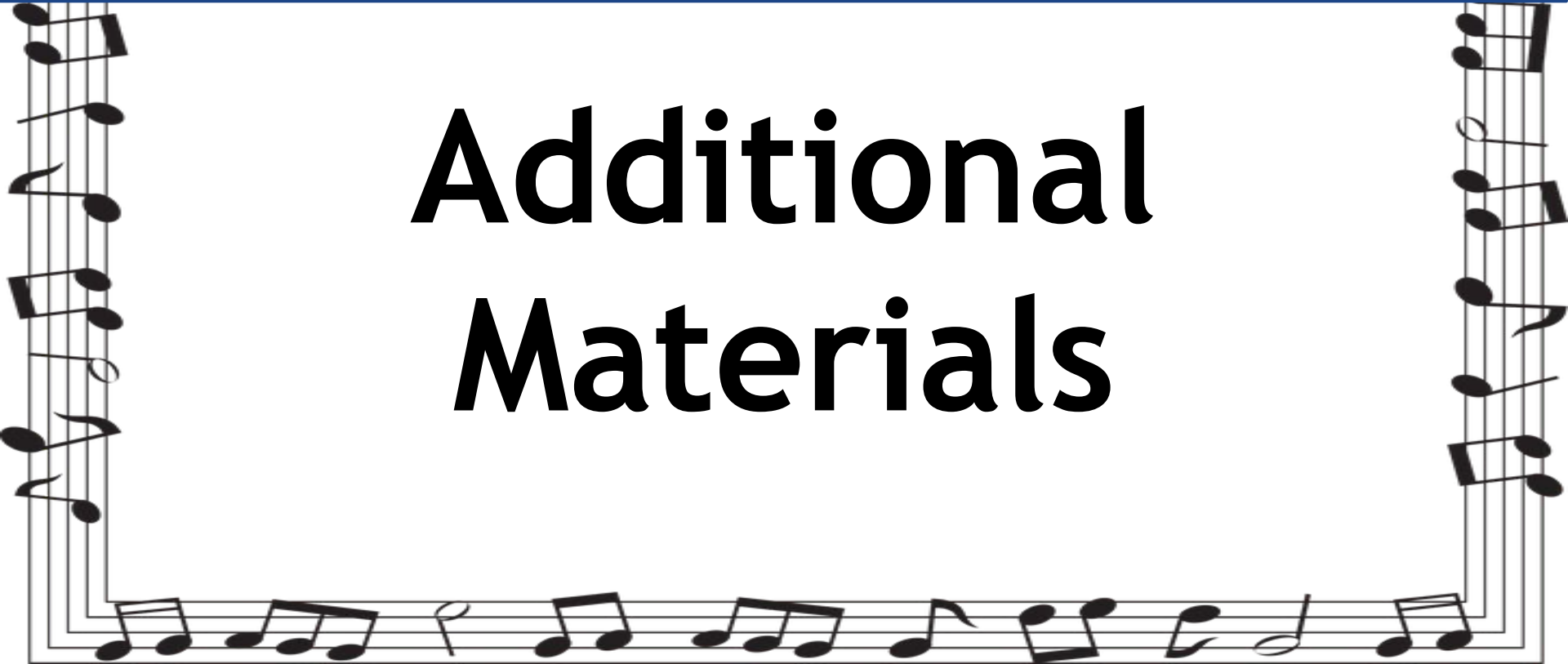


CREATE A SCALE WARM UP USING A RHYTHMIC PATTERN! CHOOSE ANY SCALE AND ANY PATTERN THAT YOU WISH!

WATCH THIS VIDEO FOR INSPIRATION AND TRY PRACTICING WITH THESE PATTERNS! (PAY SPECIAL ATTENTION TO WHEN HE INDICATES YOU SHOULD BE USING THE TIP OR FROG OF YOUR BOW!)




Additional Materials



ONLINE VIOLIN
EDUCATION

HOW TO PRACTICE
SIXTEENTH NOTES
AND FAST PASSAGES
ON THE VIOLIN

www.onlineviolineducation.com




Can you tell which rhythmic
line I am playing?



Day 11
Bow
Distribution
Challenge

Self-Assessment



WATCH THIS VIDEO! YOU WILL...

- LEARN RHYTHMIC PATTERNS
- PRACTICE RHYTHMIC PATTERNS
- APPLY THOSE RHYTHMIC PATTERNS TO BEETHOVEN!

YOU CAN CLAP, SHADOW BOW, OR MAYBE EVEN TRY TO BOW AND FIGURE OUT SOME OF THE NOTES! CHALLENGE YOURSELF! :)

46
49
52
56
59