



Music Virtual Learning

6th Grade Orchestra

May 19, 2020



6th Grade Orchestra

Lesson: May 19, 2020

Objective/Learning Target: “I can understand and demonstrate rhythmic dictation”

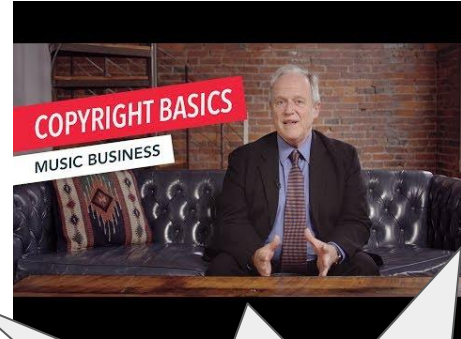
Warm-Up



A quick note about copyright:

*It is VERY important that you observe copyright laws when searching for sheet music online.

* “A copyright is a legal device that gives the creator of a literary, artistic, musical, or other creative work the sole right to publish and sell that work”.



Watch this video for more information about how copyright works in the music world!

Public Domain

A piece of music is considered public domain if:

- The *composer* no longer has copyright OR
- The *publisher* no longer has copyright

This usually happens because a work of music becomes public domain 70 years after the composer's death.

In the United States, most works published before 1923 are in the public domain.

www.IMSLP.org

Watch this video for
directions on how to
use IMSLP - a website
with free, public
domain music!

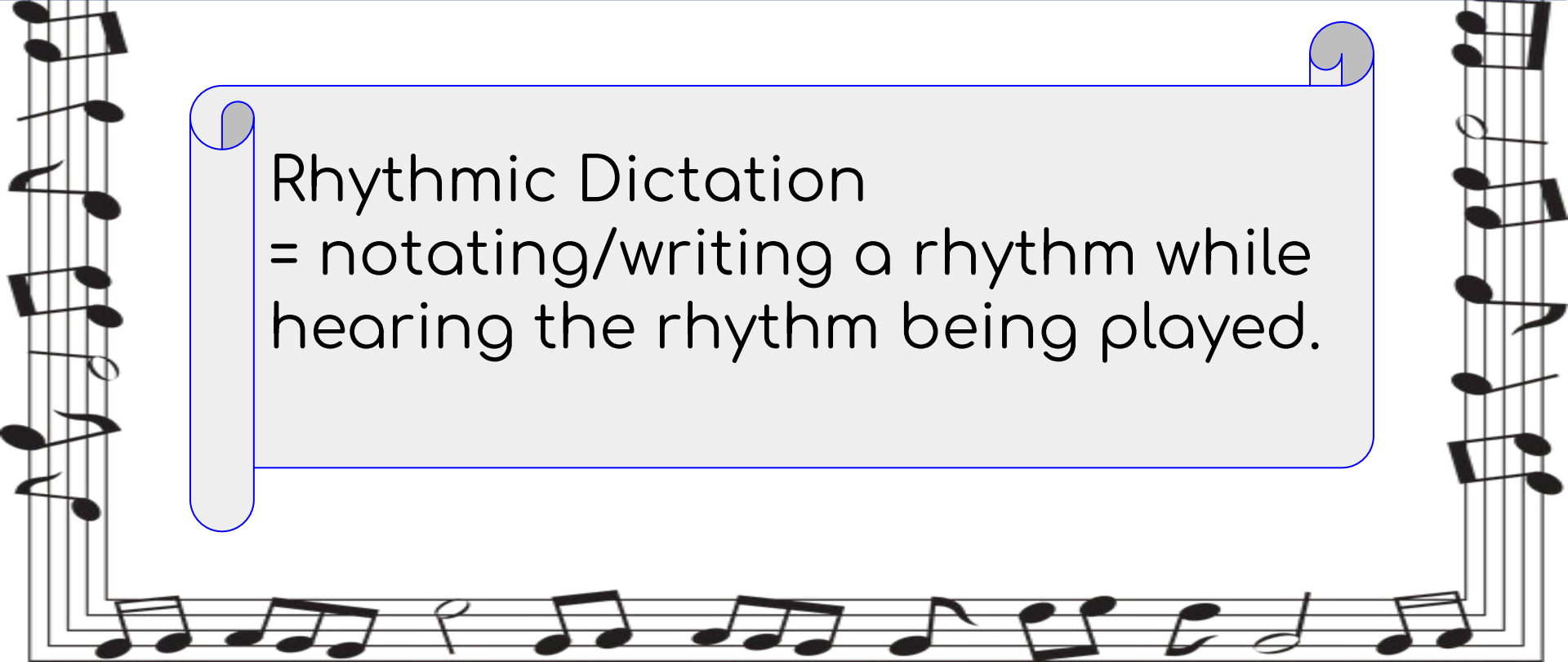
The screenshot displays the IMSLP website interface with the following details:

- II. Largo, ma non tanto (lossless)**
#310862 - 141.6MB - 6:48 - ⭐⭐⭐⭐⭐ (51) - 13809x | FLAC file (audio) | Lekro (2014/1/9)
- III. Allegro (lossless)**
#310863 - 103.07MB - 4:53 - ⭐⭐⭐⭐⭐ (15) - 5513x | FLAC file (audio) | Lekro (2014/1/9)
- Performer Pages** Cambridge Concertus (orchestra)
Publisher Info. Cambridge: Cambridge Concertus, 2010.
Copyright Creative Commons Attribution 3.0
Misc. Notes Performed at the First Church in Cambridge, MA, February 28th, 2010. 24-bit 96kHz binaural recording. From archive.org.
Purchase Accompaniments (1) Parts (20)
- I. Vivace (lossy)**
#310864 - 5.63MB - 3:48 - ⭐⭐⭐⭐ (16) - 12455x | MP3 file (audio) | Lekro (2014/1/9)
- II. Largo, ma non tanto (lossy)**
#310865 - 9.67MB - 6:48 - ⭐⭐⭐⭐ (11) - 6271x | MP3 file (audio) | Lekro (2014/1/9)
- III. Allegro (lossy)**
#310866 - 7.26MB - 4:53 - ⭐⭐⭐⭐ (13) - 3501x | MP3 file (audio) | Lekro (2014/1/9)
- Performer Pages** Cambridge Concertus (orchestra)
Publisher Info. Cambridge: Cambridge Concertus, 2010.
Copyright Creative Commons Attribution 3.0
Misc. Notes Performed at the First Church in Cambridge, MA, February 28th, 2010. 24-bit 96kHz binaural recording. From archive.org.
Purchase Accompaniments (1) Parts (20)
- Complete Performance (itu)**
#519373 - 89.68MB - 17:20 - ⭐⭐⭐⭐ (5) - 1223x | MP3 file (audio) | Vangi (2018/4/11)

At the bottom of the screenshot, a video player interface is visible with the text: "David & Igor Oistrach - Royal Philharmonic Orchestra".

Lesson



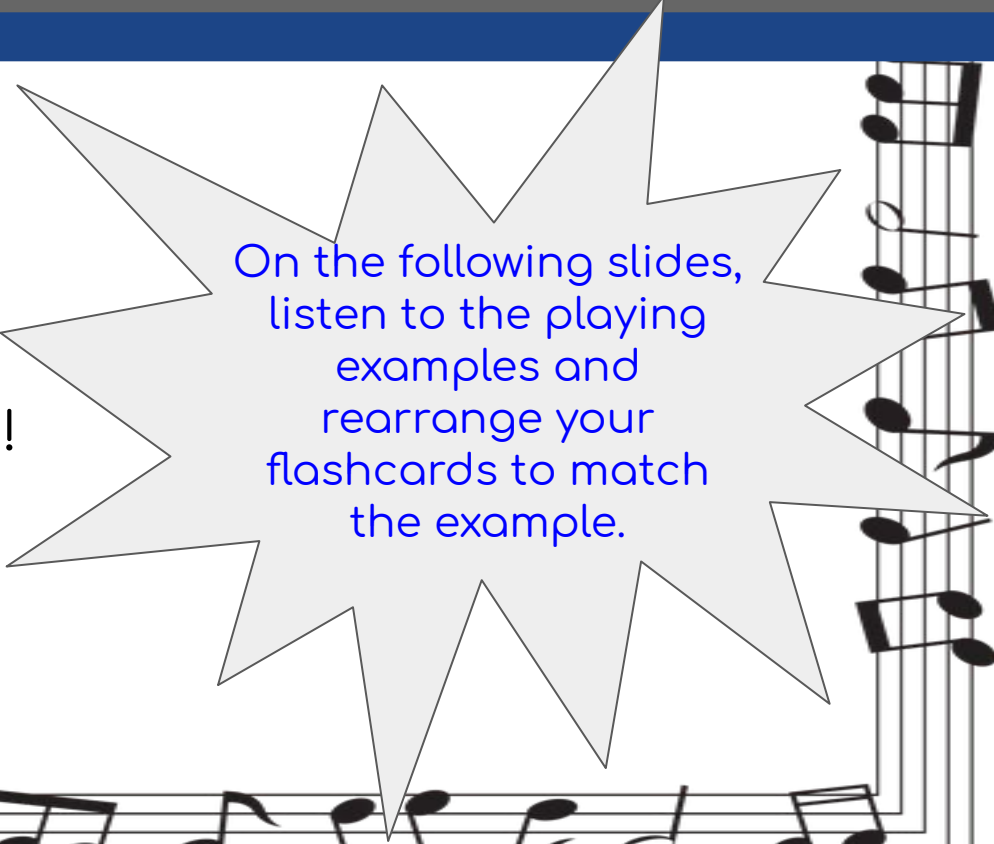
A decorative border of musical staves with various notes and symbols surrounds the central text box. The top and right sides feature vertical staves with notes, while the bottom side features a horizontal staff with notes.

Rhythmic Dictation
= notating/writing a rhythm while
hearing the rhythm being played.

Print and cut out these

Rhythm Flashcards

Or make some of your own!



On the following slides,
listen to the playing
examples and
rearrange your
flashcards to match
the example.

Listening Examples



Level 1



Level 2



Level 3

Each level contains 5 examples that are 2 measure long in 4/4 time.

There will be 4 clicks in between each example - feel free to pause, go back and listen, etc!

Dictation Challenge #1

Go back to the listening examples. Instead of rearranging flashcards, try to write out the rhythm as you listen to the listening examples. Use blank staff paper or a “rhythm stove” paper to write the rhythm.


Free to print:

[Blank Sheet Music](#)

[Blank One Stave](#)

[\(Rhythm Line\) Paper](#)

This video shows a way to use a kind of “shorthand” to dictate rhythms! Try it out!



Answer Keys

[Level 1 Answer Key](#)

[Level 2 Answer Key](#)

[Level 3 Answer Key](#)

Check to see how you
did with your
flashcard sorting
and rhythm writing!

Dictation Challenge #2

Can you say the rhythms? (1 and 2 and, etc.)

Go back to your rhythm flashcards, your written rhythms or the answer keys and practice saying the rhythms out loud or playing the rhythms as you say the counts!

Review





Additional Materials



Use these websites to review and practice
rhythmic dictation


[Rhythmic Dictation](#)

[Rhythm Dictation](#)

[SightReadingFactory Rhythm Exercises](#)

[Section 1. Rhythmic Dictation](#)

Self-Assessment



Go to www.therhythmtrainer.com

- Use Mode A to listen to rhythm examples and choose the correct rhythm.
- Use your flashcards as a possible resource!
- Use this website this summer to stay sharp on your rhythm skills!